

Accelerator Hardware Reliability

**Roger Erickson
Stanford Linear Accelerator Center**

17 October 2001

Outline

Reliability Statistics

- CATER database.
- MTTF, MTTR, Availability.
- Statistical data.
- Discussion of trends.

Opportunistic Maintenance

- How we do business at SLAC.
- SML.
- RODs.

CATER Database

- Operators and others enter reports for all hardware malfunctions.
- An engineer edits the CATER reports to enter or correct the associated downtime.
- "Bookkeeping CATERs" are entered retroactively as needed.
- Urgent maintenance work is dispatched from CATER reports; reports are closed by supervisors when work is completed.
- Area Managers review other CATERs; add jobs to "Standby Maintenance" or "ROD" lists.

Example of size of data set:

- 4132 hardware CATERs recorded between January 10, 2000 and September 30, 2001.
- 733 (18%) report lost beam time ("revealed failures").
- 82% correspond to identified problems that have not interrupted the scheduled program.

Definitions:

CATERs: entries in database reporting hardware malfunctions.

Revealed failures: malfunctions resulting in lost beam time. Also called "events".

Unscheduled down time: hours lost from scheduled program due to malfunctions.

Mean Time to Fail:

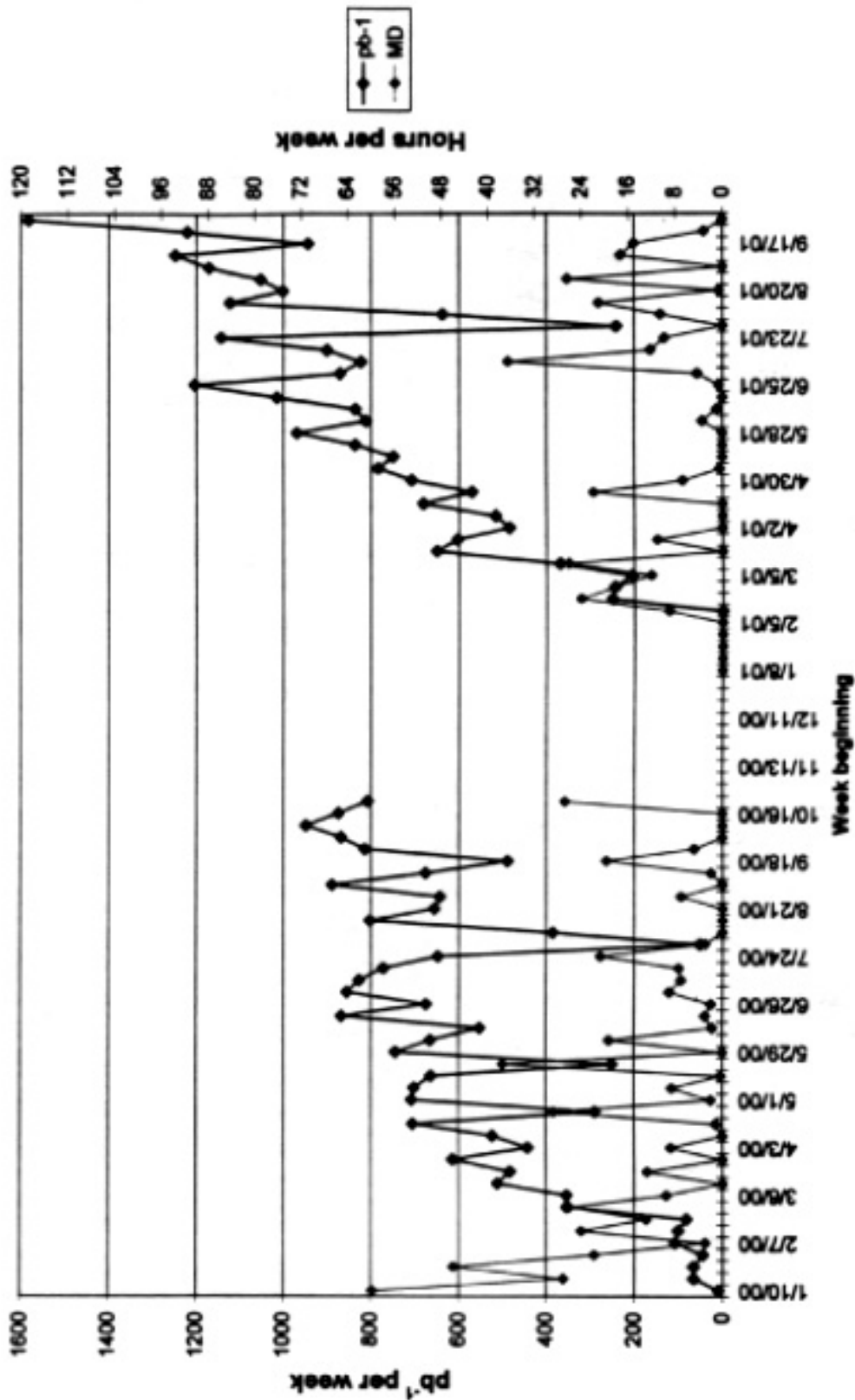
$$\text{MTTF} = \frac{\text{Scheduled beam time}}{\text{Events}}$$

Mean Time to Repair:

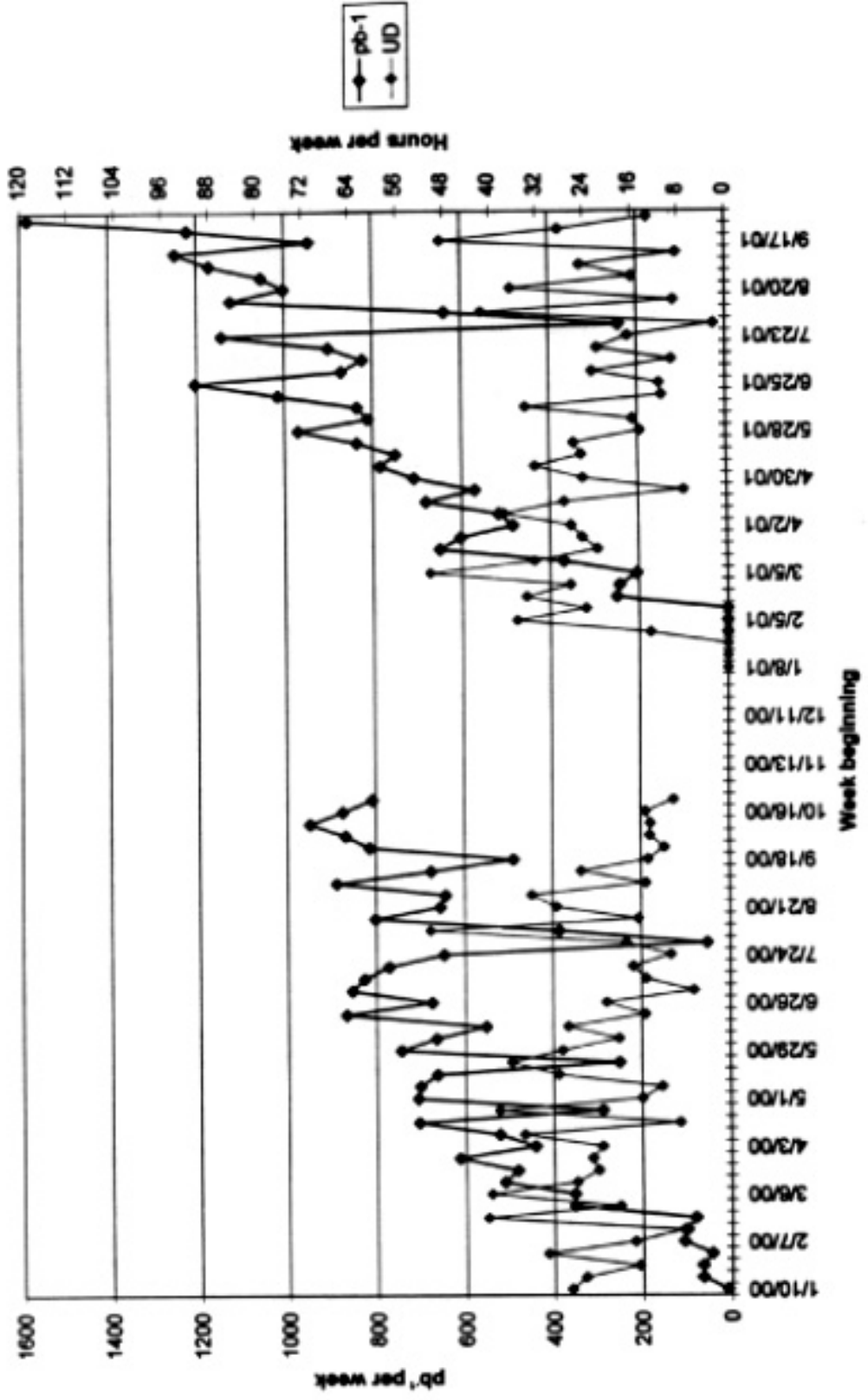
$$\text{MTTR} = \frac{\text{Unscheduled down time}}{\text{Events}}$$

$$\text{Availability} = 1 - \frac{\text{Unscheduled down time}}{\text{Scheduled beam time}}$$

PEP2 Integrated Luminosity & Machine Development hours



PEP2 Integrated Luminosity & Unscheduled Down Hours



Trends in PEP-II Reliability Data (includes injection systems)

Data were examined from last two years:
January 10, 2000 through September 30, 2001.

Machine development time (MD) was scheduled roughly twice a month for 8 to 16 hours at a time during smooth running periods.

General trends

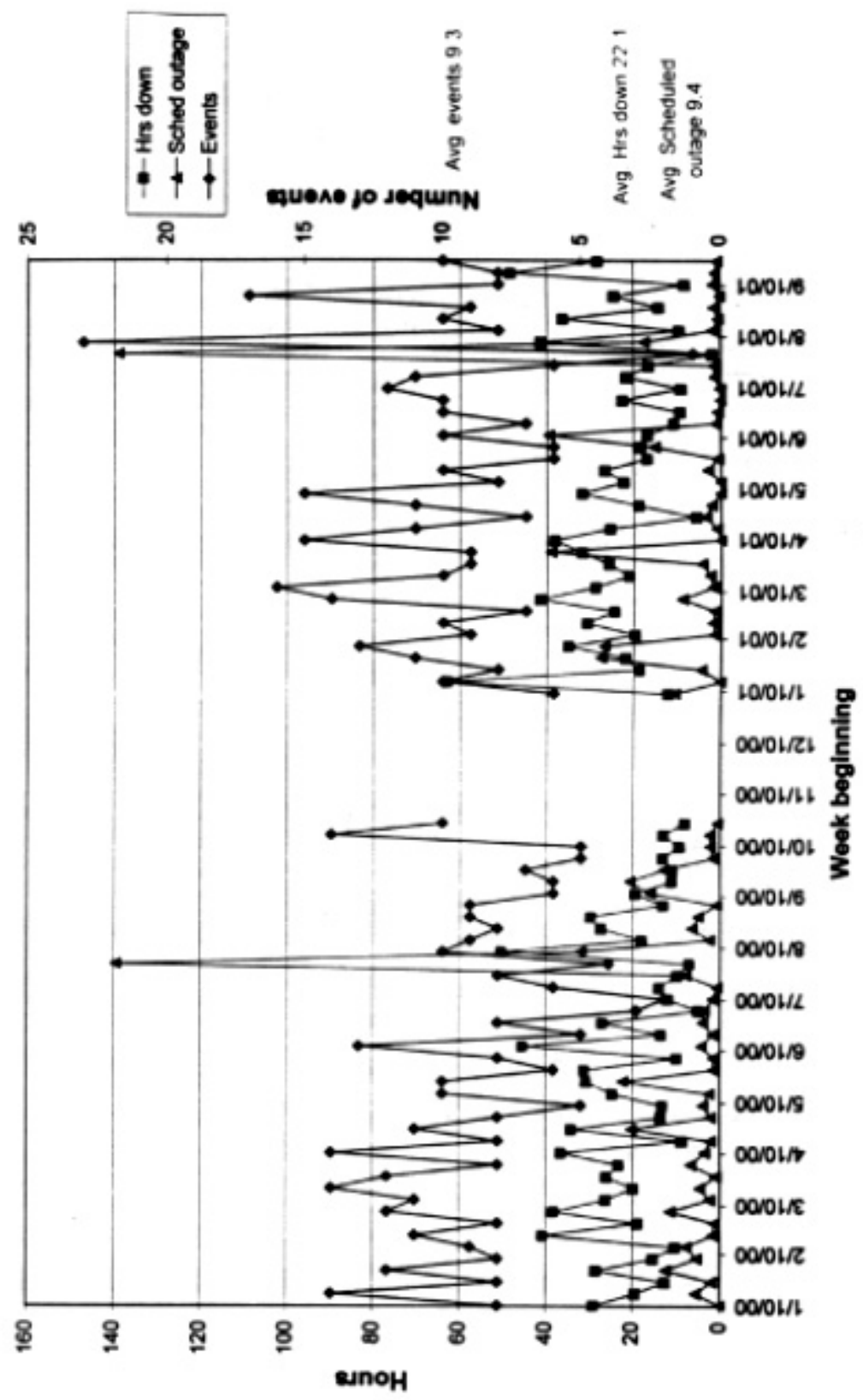
Following a 3-month downtime:

- *Integrated luminosity/week starts low and improves for about three months to restore previous performance.*
- *Unscheduled downtime/week drops slowly over a few months.*

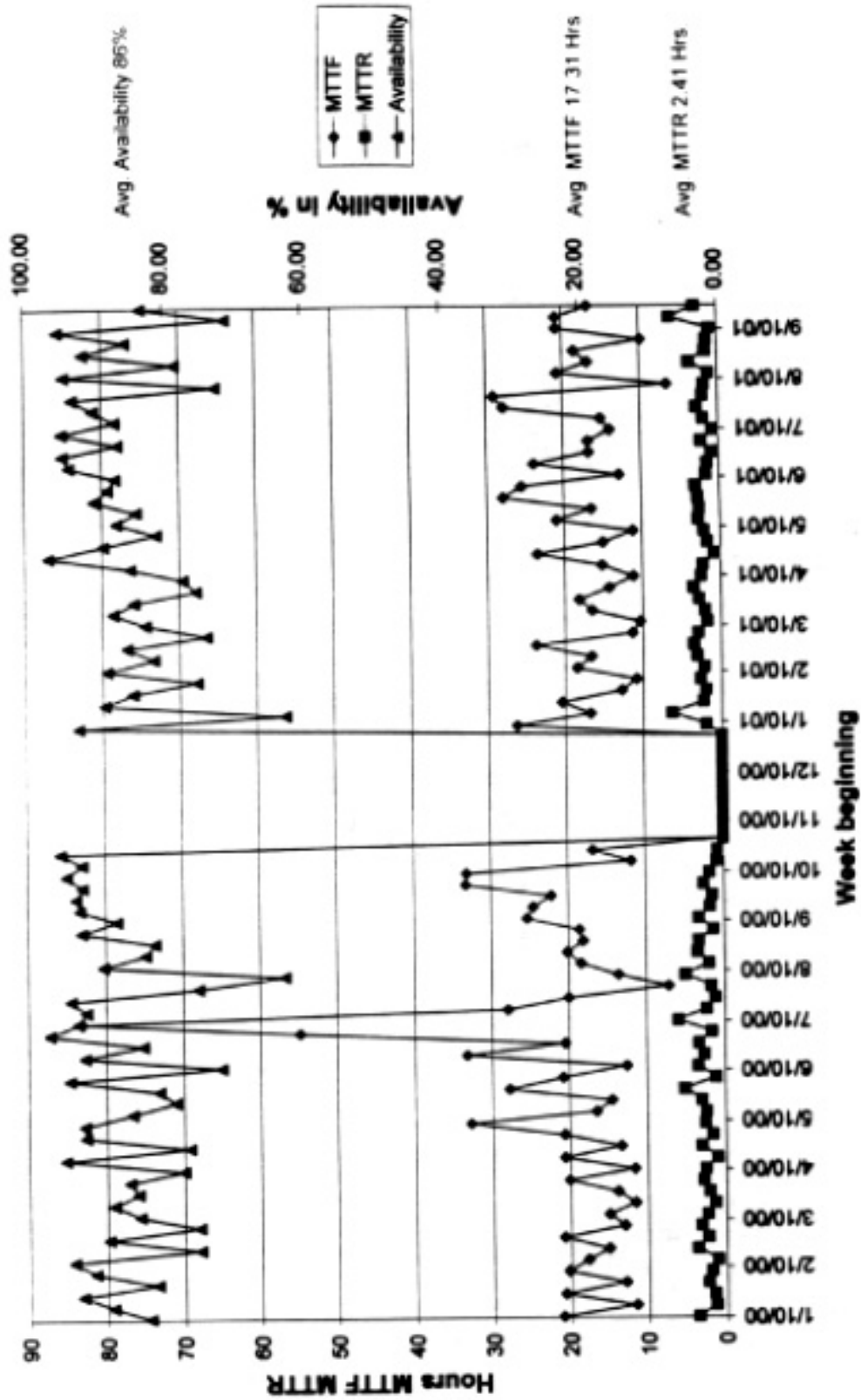
Following a 1-week downtime:

- *The integrated luminosity the week after a downtime is about half that of the week before the outage, but it's fully restored the following week.*
- *Unscheduled downtime doubles for the first week following, but returns to previous trend the following week.*

Weekly number of events, hours down, and hours of scheduled outage



Weekly MTTF, MTTR, and Availability



January 10, 2000 to September 30, 2001 Revealed Failures

MTTF	17.31	Scheduled Operating Hrs	12685.90
MTTR	2.41	Total Events	733
Availability	86.09%	Total Hrs down	1764.75

Scheduled Operating Hrs = 13440 - Scheduled Outage

Scheduled Outage : 754.1

Subsystem Data		Area Data							
Power Supplies	204	440.45	62.19	2.16	Inj/SOM&I	45	141.50	281.91	3.14
Magnets	33	122.9	384.42	3.72	NDR	54	149.80	234.92	2.77
RF	127	265.35	99.89	2.09	SDR	61	160.55	207.97	2.63
Vacuum	39	139.3	325.28	3.57	Linac	95	179.80	133.54	1.89
Utilities	99	298.05	128.14	3.01	E+	38	77.10	333.84	2.03
Cryogenics	2	15.6	6342.95	7.80	PEP/Inj	20	44.90	634.30	2.25
Controls	172	308.8	73.76	1.80	BSY	12	16.30	1057.16	1.36
Safety	2	10.05	6342.95	5.03	HER	221	449.00	57.40	2.03
Other	55	164.25	230.65	2.99	LER	112	323.80	113.27	2.89
					ESA	1	3.00	12685.90	3.00
					MCC	21	36.85	604.09	1.75
					Other	50	175.75	253.72	3.52
					FFTB	3	6.40	4228.63	2.13
Totals	733	1764.75	17.31	2.41		733	1764.75	17.31	2.41

PEP Revealed Failures by Subsystem

Three six week periods during 2000 and 2001

(Includes Injection systems)

	September 18, 2000 to October 29, 2000			March 12, 2001 to April 22, 2001			August 20, 2001 to September 30, 2001					
	Scheduled operating hours	Scheduled outage hours	Availability %	Scheduled operating hours	Scheduled outage hours	Availability %	Scheduled operating hours	Scheduled outage hours	Availability %			
Power Supplies	17	18.9	57.05	1.11	22	39.1	43.60	1.78	14	46.8	71.58	3.34
Magnets	0	0			7	28	137.01	4.00	3	10.7	334.03	3.57
RF	10	29.9	96.98	2.99	8	18.3	119.89	2.29	6	6.7	167.02	1.12
Vacuum	1	0.8	969.80	0.80	5	13.3	191.82	2.66	4	9.6	250.53	2.40
Utilities	7	9.6	138.54	1.37	8	27.5	119.89	3.44	15	41.7	66.81	2.78
Cryogenics	0	0			0	0			2	15.6	501.05	7.80
Controls	11	20	88.16	1.82	12	17.5	79.93	1.46	13	19.1	77.08	1.47
Safety	0	0			0	0			0	0		
Other	1	2.5	969.80	2.50	4	24.1	239.78	6.03	6	11	167.02	1.83
Total	47	81.7	20.63	1.74	66	167.8	14.53	2.54	63	161.2	15.91	2.56

Question Raised in Mid-April 2001:

Why hadn't PEP-II recovered fully after three months of running?

Compare 6-week periods of operation:

1. Best (last) six weeks of 2000.
2. Six weeks of spring 2001.

Trends:

- *Twice as much downtime/period in 2001.*
- *Availability down from 92% to 83% in 2001.*
- *MTTF worse in 2001 than in 2000 for all subsystems (except RF) and all areas (except LER).*

PEP Revealed Failures by Area

Three six week periods during 2000 and 2001

(Includes Injection systems)

September 18, 2000 to October 29, 2000

March 18, 2001 to April 22, 2001

August 20, 2001 to September 30, 2001

Scheduled operating hours 969.8

Scheduled operating hours 959.1

Scheduled operating hours 1002.1

Scheduled outage hours 38.2

Scheduled outage hours 48.9

Scheduled outage hours 5.9

Availability 92 %

Availability 83 %

Availability 84 %

	September 18, 2000 to October 29, 2000	March 18, 2001 to April 22, 2001	August 20, 2001 to September 30, 2001	
Inj/SO&I	2	6	2	0.65
NDR	1	4	7	4.34
SDR	2	6	3	3.63
Linac	5	6	7	1.04
E+	3	6	1	1.00
PEP/Inj	1	2	3	1.50
BSY	0	1	1	0.30
HER	22	23	14	1.69
LER	9	8	13	2.03
ESA	0	0	0	0
MCC	1	3	1	1.40
Other	1	1	11	4.91
FFTB	0	0	0	0
Total	47	66	63	2.56

**Now compare to recent 6-week period
(August 20 – September 30, 2001)
when there was no secondary program.**

The integrated luminosity/week was much improved, but availability, MTTF, and MTTR were all about the same as the "bad" period last spring!

Possible (but not convincing) explanations of degraded availability in spring 2001:

- Interference from other programs?
(Linac beams to fixed target programs in spring 2001, but not in fall 2000.)

The other programs were an additional burden for Operations staff and maintenance groups. This burden might account for the increased MTTR, but is not related to MTTF in any obvious way.

- Loss of several skilled employees?
- Bad luck?

Examples:

A large buried water pipe broke after 35 years.

A quadrupole cooling manifold clogged after years of trouble-free operation.

No simple explanation found in CATER lists, although most of the increased trouble was in injection systems (source, damping rings, linac, BSY).

Comparison between SLC and PEP-II:

- Last long run of SLC:
July 1997 – June 1998.
- Most recent two years of PEP-II:
January 2000 – September 2001.

Technical Issues:

- Injection system for PEP-II uses front end subsystems of SLC (Source/ injector, Damping rings, Linac, Positron source)
- Linac rep rate:
30 Hz for PEP-II.
120 Hz for SLC.
- Charge/bunch for PEP < half SLC.

SLC and PEP Revealed Failures by Subsystem

SLC

July 14, 1997 to June 8, 1998

Scheduled operating hours 7452.8

Scheduled outage hours 483.2

Availability 77 %

PEP

January 10, 2000 to September 30, 2001

Scheduled operating hours 12685.9

Scheduled outage hours 754.1

Availability 86 %

Power Supplies	231	359.75	32.26	1.56	204	440.45	62.19	2.16
Magnets	27	265.8	276.03	9.84	33	122.9	384.42	3.72
RF	151	254.75	49.36	1.69	127	265.35	99.89	2.09
Vacuum	65	355.3	114.66	5.47	39	139.3	325.28	3.57
Utilities	72	144.25	103.51	2.00	99	298.05	128.14	3.01
Cryogenics	6	4.7	1242.13	0.78	2	15.6	6342.95	7.80
Controls	201	289.6	37.08	1.44	172	308.8	73.76	1.80
Safety	3	2.1	2484.27	0.70	2	10.05	6342.95	5.03
Other	23	41.9	324.03	1.82	55	164.25	230.65	2.99
Total	779	1718.15	9.57	2.21	733	1764.75	17.31	2.41

SLC and PEP Revealed Failures by Area

July 14, 1997 to June 8, 1998 January 10, 2000 to September 30, 2001

Scheduled operating hours 7452.8 Scheduled operating hours 12685.9

Scheduled outage hours 483.2 Scheduled outage hours 754.1

Availability 77 %

Availability 86 %

Inj/SO&I	73	116.3	102.09	1.59	45	141.5	281.91	3.14
NDR	132	541.35	56.46	4.10	54	149.8	234.92	2.77
SDR	104	254.45	71.66	2.45	61	160.55	207.97	2.63
Linac	179	196.55	41.64	1.10	95	179.8	133.54	1.89
E+	79	136	94.34	1.72	38	77.1	333.84	2.03
PEP/Inj	2	0.8	3726.40	0.40	20	44.9	634.30	2.25
BSY	35	47.3	212.94	1.35	12	16.3	1057.16	1.36
HER	0	0			221	449	57.40	2.03
LER	0	0			112	323.8	113.27	2.89
ESA	5	2.9	1490.56	0.58	1	3	12685.90	3.00
MCC	32	66.7	232.90	2.08	21	36.85	604.09	1.75
Other	13	38.85	573.29	2.99	50	175.75	253.72	3.52
FFTB	2	3.3	3726.40	1.65	3	6.4	4228.63	2.13
ALL Other	123	313.65	60.59	2.55	0	0		
Total	779	1718.15	9.57	2.21	733	1764.75	17.31	2.41

Observations:

- *MTTF (all PEP-II) almost 2 times SLC.*
- *MTTF (injection systems only) 3 times SLC.*

During PEP-II operation, some problems can be fixed between fills; then no loss to program.

- *MTTR hasn't changed much!*

Ranking of Most Troublesome Subsystems

- **Most irritating (shortest MTTF)**

1. Power supplies
2. Controls
3. RF
4. Utilities
5. Vacuum
6. Magnets

- **Most difficult to repair (longest MTTR)**

1. Magnets
2. Vacuum
3. Utilities
4. RF
5. Power Supplies
6. Controls

The rankings above were true for both 2000-2001 PEP-II data and for 1997-1998 SLC data!

The second list is approximately reverse order of the first!

Magnet and vacuum problems usually require tunnel entries.

Power supplies and controls can usually be fixed "upstairs".

6

- **Most painful (most lost beam time)**

SLC

1. Power Supplies
2. Vacuum
3. Controls
4. Magnets
5. RF
6. Utilities

PEP-II

- Power Supplies
- Controls
- Utilities
- RF
- Vacuum
- Magnets

Power supplies top both lists.

Comments on safety systems and cryogenic systems

- These systems have been extremely reliable (very high MTTF) compared to other subsystems, and are not included in the lists above.
- The high reliability comes at substantial cost. Testing of safety systems requires about three months/year, and is incompatible with beam operations.

Good (longer) MTTF requires:

- Conservative designs.
- Robust hardware.
- Redundancy.
- Preventive maintenance.

Good (shorter) MTTR requires:

- Skilled personnel – up to date call-in lists.
- Availability of experts – “escalation” plans.
- Spare parts – compatible, ready to use.
- Documentation – accurate and accessible.
- Easy access to equipment – segregate areas with special hazard controls.
- Keep other systems powered on.

Managing the other 82% of the problems

- Some labs schedule maintenance interruptions at regular intervals:
 - Cornell/CESR every week.
 - KEK and SSRL/Spear: one day every third week.
- Others practice "Run 'til it blows": FNAL

Scheduled maintenance requires entries to accelerator housings.

The problem: end effects.

1. Ramp down power supplies and RF.
2. Rad cool-down time: typically 1 hour.
3. Health physics radiation surveys.
4. Safety procedures (lock&tag, work permits)
5. Carry out maintenance tasks.
6. Search housing if necessary.
7. Safety inspections and/or interlock tests.
8. Restore power.
9. Wait for thermal equilibrium if necessary.
10. Standardize magnets.
11. Re-tune beams.

Malfunctions can still stop the program at unscheduled times, despite a conscientious maintenance program.

The alternative? Opportunistic maintenance

Opportunistic maintenance a.k.a. "event-driven" maintenance.

- Daily meetings with representatives of all maintenance shops and Operations staff to review and classify:
 - CATERs.
 - Deferred repairs.
 - Preventive maintenance requirements.
 - Upgrade projects.
- Standby Maintenance List ("SML") of job requests (with est. time and special requirements) is updated daily.
- SML list used by Ops staff to initiate maintenance jobs whenever opportunities arise; i.e. when a malfunction interrupts the program.
- Repair Opportunity Days (RODs) are scheduled when pending problems (or new installations) justify a planned interruption.

Typical driving events for RODs:

- Certification tests of safety systems.
- Experimenter-requested access to detector.
- New hardware installation.
- Deferred repair of imminent show-stopper.

Three RODs and one ROW so far in 2001.

24 Hour Report for Operations

October 8, 2001

Program: BaBar

DAY

- 1 PEP: 1550x925mA, peak lum= $4.15 \times 10^{33} \text{ cm}^{-2} \text{ s}^{-1}$.
- 2 Aborts: (2) SVT fast sig 12, (1) HER/LER dl/dt.

	Delivered	MD	Tuning	Down	Off	pb ⁻¹
BaBar	6.5		1.5			84.8

SWING

- 1 Collisions to BaBar: 1550mA x 920mA, peak L= $4.09 \times 10^{33} \text{ cm}^{-2} \text{ s}^{-1}$.
- 2 Aborts: (2) LER RF 4-4 KlysArc/Transformer Arc/Crowbar, (2) SVT radiation when beams went out of collision, (1) Fast BW Sig 12 abort, (1) LER RF 4-3 Vacuum fault.

	Delivered	MD	Tuning	Down	Off	pb ⁻¹
BaBar	6.4		1.6			81.1

OWL

- 1 Delivered to BaBar: 1615x925 L= $4.16 \times 10^{33} \text{ cm}^{-2} \text{ s}^{-1}$.
- 2 Aborts: (1) dl/dt abort.
- 3 Ongoing LI15 crate 1 trouble. LGPS goes to zero occasionally, SAMs stop reading occasionally.

	Delivered	MD	Tuning	Down	Off	pb ⁻¹
BaBar	7		1			92

TOTAL DELIVERED LAST 24 HOURS

	Delivered	MD	Tuning	Down	Off	pb ⁻¹
BaBar	19.9	0	4.1	0	0	257.9
	0	0	0	0	0	

Monday, October 8, 2001 CATER list

(Sorted by Area)

<http://ad-maint.slac.stanford.edu:8080/>

1) 85234	AMW	KLYSTR	Hard Late	Subcooler 27 died at about 7 pm 5-Oct.	CLOSED
LINAC C	LJ27	SBST 1			
2) 85229	HMW	CAMAC	Hard Solve	LJ27 crate 3 is failed on temperature. Temperature rose DC4 on swing str ft.	CLOSED
LINAC C	LJ27	CRAT 3			
3) 85238	HMW	CAMAC	Hard Solve	All magnets in LJ15 occasionally reading ADC error. SAM reset fixes problem temporarily.	SOLVED
LINAC S	LJ15				
4) 85230	AMW	KLYSTR	Hard Late	Couldn't get PFN signal.	
LINAC U	LJ11	KLYS 71			
6) 85237	AMW	KLYSTR	Hard Late	K-13 loose and wiggly.	
LINAC U	LJ12	KLYS 81			
6) 85239	AMW	DC MAG	Hard Solve	LJ09 Quad Bypass chassis has water leaking from a heat sink. The water is not getting onto any	
LINAC U	LJ09	QUAD 201			
7) 85240	AMW	DC MAG	Hard Solve	LJ03 YCOR 303 is drifting out of tolerance.	
LINAC U	LJ17	YCOR 303			
8) 85231	AMW	DC MAG	Hard Solve	See cater 85013. Problem happened once today. Quads 521-528 and 604-629 went out of tol. After a short period (less than 2 minutes) they returned to their BOST values on their own.	CLOSED
POSIT S	EP02	QUAD 521			
8) 85235	AMW	DC MAG	Hard Solve	EP02 QUADs 521-528 and 604-629 intermittent BACT drops. Affects beam while out of tol but recovers by itself after a few minutes.	
POSIT U	EP02	QUAD 521			
10) 85233	FAC	FIRE A	Hard Late	Bookkeeping CATER, see the EOIC log dated 10/06/01 page 50. BSY fire alarm, ANALASER system will not reset, accessed BSY to investigate.	CLOSED
BSY C					
11) 85228	AME	DC MAG	Hard Solve	Unit will not trim. Reposts errors with trimming or not change det.	
PEPII U	P111	YCOR 6418			
12) 85236	GTL	OTHER	Hard Solve	Thermocouple PR04 T9142QUA caused a HER abort when it jumped from its normal value to 18 degrees. It has aborted the beam several times in the past months. Each time it caused an abort the history buffer failed to catch any change in the temperature. It would be easy to lower the low trip	
HER U	PR04				
13) 85232	SEME	ELECTR	Hard Late	Bookkeeping CATER, see the EOIC log dated 10/06/01 page 44. PG&E power dip most NDR magnet power supplies and a significant fractional HER undrivable power supplies...	
OTHER C					

Shops should follow up on active CATERs. If corrective action is required determine all necessary safety requirements, shop priority, potential program impact, personnel requirements, and parts and materials needed. Contact the appropriate Area manager and arrange for the job to be added to the ROD, SML, or Downtime maintenance list.

Area Manager(s)	Area / systems	Area Manager(s)	Area / system
J. Sodja / <u>T. Galetto</u>	CID Sec 0 & 1 WTA <u>GTL</u>	A. Baker	BSY FFTB ARCS
K. Burrows	NDR SDR DRIP	R. Gray	HER LER
P. Smith	Positron PEPII Injection	B. Allen / M. Stanek	MCC
T. Graul	LINAC	?????	NLCTA

The Operations Section Maintenance Office will be generating an E-mail distribution list. This list will be used to distribute routine and priority information. Attachments will be Adobe Acrobat PDF documents. If you would like your name added to the list, please send your E-mail request to bellen@slac.stanford.edu. If you have any questions, please stop by my office (Trailer 005A room A107).

Remember! Do it Safe, Do it Right, and, only then Do it Fast

Standby Maintenance List

Your Standby Maintenance List search has found 42 jobs.

Today is 10/08/2001 at 12:16:19

The list has been sorted by job number.

"*" Ongoing.

#	* Area	Shop	Work Title	Per. Resp.	Access	Time	CATER#	Safety	O
<u>134783</u>	CID	CTL	Set up traps for Pol Gun HV trip when SDR/DRIP set to REST/CONT	P. Bong	Controlled	1.0	64203	No	1
<u>135153</u>	CID	MFD	Replace VACP485 Pow Sup to correct Digital Status	Bostic	Any	0.5		No	1
<u>135311</u>	CID	MFD	Investigate VP408 SCP history readback changes	D. Bostic, T.G. Porter	Any	1.0	65153	No	1
<u>135340</u>	CID	FAC	Adjust CID HVAC parameters to better regulate Humidity in CID Laser Rm.	M. Jones	Any	4	65209	No	1
<u>135316</u>	Sect. 0/1	CTL	Replace BPM501 Module in LI01/Cr3-S17	V. Brechin	Any	0.5	65173	No	2
<u>135364</u>	Sect. 0/1	CTL	Replace BPM 842 module in LI01/CR06-S19	V. Brechin	Any	0.5	65217	No	2
<u>135283</u>	WTA	CTL	Replace BPM Processor LI01 Crate 4 Slot 15	Bob Traller	Any		65107	No	2
<u>135286</u>	NDR	AMW	Replace meter for NLTRB regulator/controller.	Hilliard, C.	Any	.5	65105	No	3
<u>135267</u>	DRIP	MEA	Realign wakefield collimator box, 1.4 mm too low. Replace TCM	King, T.	Controlled	4		Yes	5

<u>B5324</u>	DRIP	OPS	module in DR01, Cr.2, M=12 for DR01 TORO 241 not reading.	Thompson, D.	Any	.5	65176	No	5
<u>B5330</u>	DRIP	AMW	Hi-pot SLTR QF string tripping on ground current.	Hilliard, C.	NO	1.0	65216	No	5
<u>B4885</u>	LINAC	AMW	TS/R Quads Fail To Calibrate (LI10, QUAD 301)	Hilliard, W.	Any	0.5	63051	No	6
<u>B5251</u>	LINAC	CTL	Replace Main Manifold Gauge Controller (LI09, MMGC)	Porter, T. G.	Any	4.0	64186	No	6
<u>B5303</u>	LINAC	AMW	Replace pwr-ten (35-20) For Dead Fan (LI18, QUAD 501)	Hilliard, W.	Any	1.0	65145	No	6
<u>B5304</u>	LINAC	AMW	TS/R Bad Meter in emhp Controller Chassis (LI11, LGPS 1)	Hilliard, W.	Any	1.0	65132	No	6
<u>B5308</u>	LINAC	CTL	Investigate Reference Voltage Remote Control to VVS 1B (LI02, VVS 1B)	Tilghman, A.	Any	1.0	65130	No	6
<u>B5166</u>	POSITRON	AMW	Check PS-20 FS Interlock	Crash Hilliard	NO			No	7
<u>B5185</u>	POSITRON	CTL	Inspect Connections BPMS 1140 on Positron Return Line LI19	V. Brechin	Permitted			Yes	7
<u>B5197</u>	POSITRON	CTL	Investigate valve controller 2663, LI04.	Tom Porter	Any		64900	No	7
<u>B5223</u>	POSITRON	OPS	Run extraction line magnets at 30GEV for thermal test		NO	4		No	7
<u>B5180</u>	PEPII	CTL	Reduce Operating Voltage for PEP Injection Vacuum Pumps	Dorel Bernstein	Any			No	8
<u>B5182</u>	PEPII	CTL	TS&R VACV PPS Permissive LI08, Remove Bugger.	E. Hamner, P. Bong	NO		64862	No	8

<u>B5203</u>	PEPII	CTL	TS&R Pump/Cable VACP 6205 PI00-NIT CTL/MFD	D. Bernstein, D. Bostic	Controlled	64928	Yes	8
<u>B5282</u>	PEPII	CTL	Replace ADC Module LI19 Crate 3 S-17 for BPMS 4931	V. Brechin	Any	65108	No	8
<u>B5350</u>	PEPII	AME	Inspect BLP- and BR10, Bends 6316 and 6355 in PI11	Serge Ratkovsky	Controlled		Yes	8
<u>B4679</u> *	HER	AMG	Tinker with SLM in region 7 (access Z8)	A. Fisher	Controlled .5		Yes	10
<u>B4912</u>	HER	MFD	Install cooling on feedthroughs for kickers in region 4 (access Z4)	Giannini	Controlled 3		Yes	10
<u>B5257</u>	HER	AME	Reposition termination resister in HVPS at RF station 8-3 (day shift)	Ratkovsky	Any 4		No	10
<u>B5258</u>	HER	AME	Reposition termination resister in HVPS at RF station 12-1 (day shift)	Ratkovsky	Any 4		No	10
<u>B5259</u>	HER	AME	Reposition termination resister in HVPS at RF station 12-3 (day shift)	Ratkovsky	Any 4		No	10
<u>B5272</u>	HER	AME	Replace voltage divider on RF HVPS 8-1 (day shift)	Ratkovsky	Any 8	65080	No	10
<u>B5281</u>	HER	KLY	Install active limiters to all RF stations (beam off)	Hill / Browne	Any .5		No	10
<u>B5287</u>	HER	CTL	Remove attenuator from fan-in distribution box on mezzanine in region 2 (no beam)	D. Thompson	Any 0.25		No	10

<u>B5315</u>	HER	CTL	Replace PR04 TPLD SAM (requires beam off)	Duane Thompson	Any	0.5		No	10
<u>B5325</u>	HER	CTL	Replace RInQ module at PR12/CR08-S15 BPMS 9122 (Zone 12 access)	V. Brechin	Controlled	0.5	65203	No	10
<u>B5331</u>	HER	AME	Replace rectifier filter caps in RF station 12-1	Ratkovsky	Any	8		Yes	10
<u>B5332</u>	HER	AME	Replace rectifier filter caps in RF station 12-3	Ratkovsky	Any	8		Yes	10
<u>B5333</u>	HER	AME	TS&R PR06 XCOR 9022 (zone 4 access)	Ratkovsky	Controlled	2	65205	Yes	10
<u>B5162</u>	LER	AME	Check cable plant associated with open load on corrector XCOR PR02-3011 (access Z2)	S.Ratkovsky, D.Macnair	Controlled	1.0	64821	No	10
<u>B5261</u>	LER	AME	Reposition termination resister in HVPS at RF station 4-4 (day shift)	Ratkovsky	Any	4		No	10
<u>B5262</u>	LER	AME	Reposition termination resister in HVPS at RF station 4-5 (day shift)	Ratkovsky	Any	4		No	10
<u>B5349</u>	LER	AME	Replace MCOR module for PR12 SOLN 3052	Ratkovsky	Any	.3	65218	No	10

Owners : Bill Allen and Wayne Linebarger

[Maintenance Home Page](#)

SLAC Last modified: Sept. 21, 1998 by Wayne Linebarger

**OAD ANALYSIS FOR POSSIBLE
OF 10/12/01 2:28:56 PM**

NUMBER OF JOBS TOTAL hrs.

7 26.30

12 34.25

1 2.00

23 17.50

5 30.00

23 19.25

1 0.50

2 6.00

3 7.00

13 45.50

1 0.50

9 24.00

2 3.00

21 71.00

2 8.30

125 295.10

Do it Safe, Do it Right, and only then Do it Fast.

BarBar Detector work, PEP Solenoid winding, and NDR magnet replacement.

Beam Off 05:00

Remember to plan safety into the job!

October 10, 2001 ROD

Key Activities

- 1) : BaBar detector work.
- 2) : PEP Solenoid winding.
- 3) : Vent NLTR and replace NDR magnet coils.
- 4) : Selected maintenance work.
- 5) :

Important Notes

- 1) : 05:00 Ramp down Solenoid for 06:00 Access.
- 2) : 05:00 DAC zero T & P Gun HV Close valves 406, 409, & 465.
- 3) : After 05:00, Hi-pot SLTR QF string that is tripping on ground current before OHP surveys (Job B5330)
- 4) : OPS guard BSY big door for access and door maintenance. @ 07:00
- 5) :
- 6) :
- 7) :
- 8) :
- 9) : For information on the Classification of Radiological Areas (coming to a web site soon)).
- 10) : Please let MCC and the Area Manager know the status of each job (Done, Roll, Drop).

Conclusions

- Accelerator reliability is a messy topic, with many variables and hidden correlations.
- When resources are limited (as they always are), reliability must be compromised to achieve peak technical performance.
- An aggressive, well-controlled maintenance program can be effective in optimizing overall facility productivity.