


## Introduction

The JLAB built 81 Fundamental Power Couplers (FPCs) for the superconducting linac (SCL) cavities of the SNS have been completely processed at the JLAB or at the SNS RF test facility. Baking and RF conditioning the ceramic windows and coaxial structures of the couplers have been done successfully. Assembling and testing the air-side coupler transitions for the FPCs also have been accomplished in the same test setup. The completely processed FPCs were installed on the SCL cavities in the cryomodules in the SNS linac tunnel.


## Coupler Construction



### SNS FPC Requirements:

- ◆ Quantity: 81 sets (33 MB and 48 HB)
- ◆ Frequency: 805 MHz
- ◆ Transmission Line: 50 Ohm Coaxial with WR-975 waveguide
- ◆ Peak pulse power: 550 kW
- ◆ Duty cycle: 8% pulsed, 1.3 ms, 60 Hz

## Processing at JLAB



## Abstract

All eighty-one fundamental power couplers for the 805 MHz superconducting cavities of the SNS linac have been RF conditioned and installed in the cryomodules successfully. The couplers were RF processed at JLAB or at the SNS in ORNL: more than forty couplers have been RF conditioned in the SNS RF Test Facility (RFTF) after the first forty couplers were conditioned at JLAB. The couplers were conditioned up to 650 kW forward power at 8% duty cycle in traveling and standing waves. They were installed on the cavities in the cryomodules and then assembled with the airside waveguide transitions. The couplers have been high power RF tested with satisfactory accelerating field gradients in the cooled cavities.

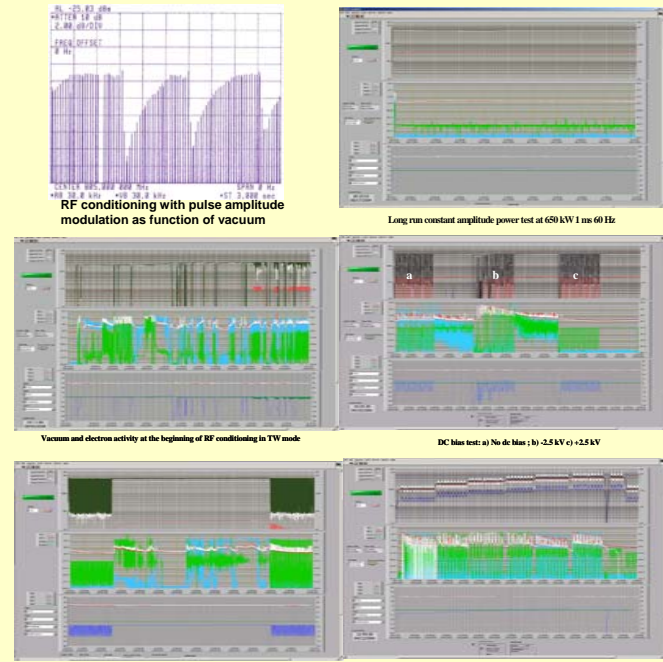
Couplers were RF conditioned to 650 kW forward power at 8% duty with a water load for traveling wave and with a variable short circuit for the standing wave. The RFTF test setup in the SNS uses 402.5MHz and 805 MHz klystrons in the HPRF systems as in its LINAC; present setups can accommodate the available spare klystron tubes that are being used in the SNS project. The high power RF system is equipped with a 8% duty, 11 MW in 140 kV peak pulsed HVCM with two klystron sockets that can support two RF klystron amplifiers with output powers up to 2.5 MW at 402.5 MHz and 5 MW at 805 MHz.

## Processing at the SNS RFTF



SNS Superconducting Linac power couplers processed at JLAB or at SNS

## RF Conditioning



Procedures for RF conditioning and high power testing

## Conclusions

Optimal design, timely procurement of adequate coupler components and instrumentation, efficient methods for FPCs preparation and RF power testing, testing facilities and sustain team efforts are essential ingredients for quality coupler production. On room temperature high RF power test stand, all 81 FPCs qualified for SNS cavity production have demonstrated power capabilities exceeding specifications for machine operation.

## Acknowledgements

- ◆ JLAB: Steve Castagnola, Will Sommer, John Mammoser, Rick Nelson, Bon Nichols, Tim Whitlach, Chris Graves, Joseph Ozelis, Waynette Dawkins, Brian, Carpenter, Larry King, Tom Elliot, Sam Morgan, Casy Apeldoorn, Dave McCay, Byron Golden, Isiah Daniels, Ralph Afanador, Danny Forehand, Scott Williams, Michael Dickey, Shannah Whithaus, Sherry Thomas, Julian Gordon
- ◆ LANL during FPCs prototyping: Karen Cummings Young, Tom Hardek, John Przeklasa, D.K. Warner, J.S. Harrison, P. Gonzales and Doug Pippin.
- ◆ SNS – ORNL: Deb Douglas, Deborah Graves, Mark Champion, Dale Heidenreigh, Mark Cardinal, Bryan Gross, Mike Clemmer, Jeff Ball, Ray Fuja, Mike McCarthy, Dave Anderson, Mark Wezensky, Mark Crofford.

\* This work was supported by SNS through UT-Battelle, LLC, under contract DE-AC05-00OR22725 for the U.S. DOE. The SNS is a partnership of six national laboratories: Argonne, Brookhaven, Jefferson, Lawrence Berkeley, Los Alamos, and Oak Ridge.