



R Measurements at CLEO

Brian Heltsley



on behalf of the CLEO Collaboration



Why Measure R?



- $e^+e^- \rightarrow \text{hadrons}$ allows us to explore the point couplings of a virtual γ with $J^{PC}=1^{--}$ final states
 - Similarities of l^+l^- & $q\bar{q}$ production mechanism

$$R(s) = \sigma_0(e^+e^- \rightarrow \text{hadrons}) / \sigma_0(e^+e^- \rightarrow \mu^+\mu^-)$$

- Initially used to measure quark charges & # flavors
- Later seen to signal the presence of the strong interaction

$$R(s) = R_0 \left[1 + C_1 \frac{\alpha_s(s)}{\pi} + C_2 \left(\frac{\alpha_s(s)}{\pi} \right)^2 + C_3 \left(\frac{\alpha_s(s)}{\pi} \right)^3 + O(\alpha_s^4(s)) \right]$$

with $C_1=1$, $C_2=1.525$, & $C_3=-11.686$

We can measure α_s and Λ

- BUT: $R \Rightarrow$ most precise values of α_s and Λ , but it is nevertheless still considered a pillar of e^+e^- physics.
- Will present CLEO III R results for $E_{\text{cm}} = 7-10 \text{ GeV}$



Why R: II



- But R is also necessary for hadronic vacuum polarization, dispersion integrals (e.g. for $g-2$), & ISR modeling
 - Needed at all energies, including where there is structure
- Will present R for $E_{cm} = 3.97 - 4.26$ MeV
- Will also provide exclusive & inclusive open charm decomposition (2-body & multi-body)
 - Compare to predictions from Eichten et al. [PRD 21, 203, 1980] involve coupling of open $cq \bar{c}\bar{q}$ channels to $c\bar{c}$ states, so called “coupled channel model.” New predictions based on updated masses are now available with more modern theoretical inputs to come soon.
 - Compare to postdictions of Dubynskiy & Voloshin [Mod. Phys. Lett. A21, 2779 (2006)]

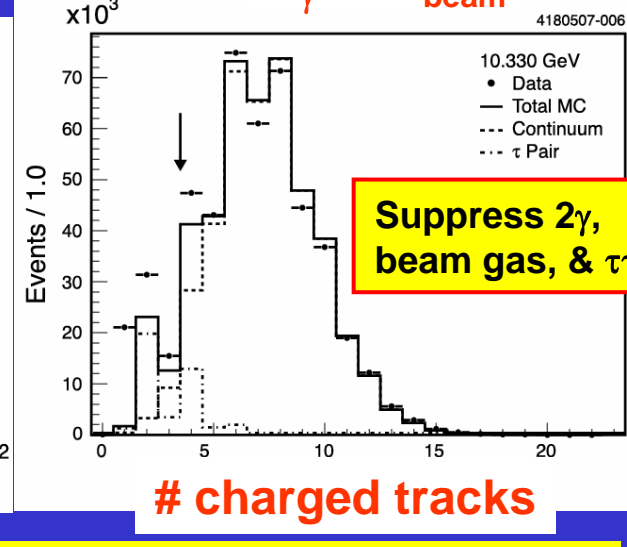
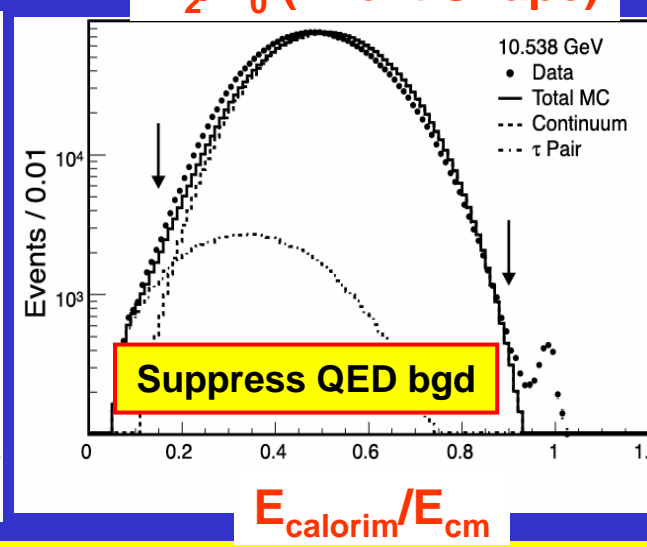
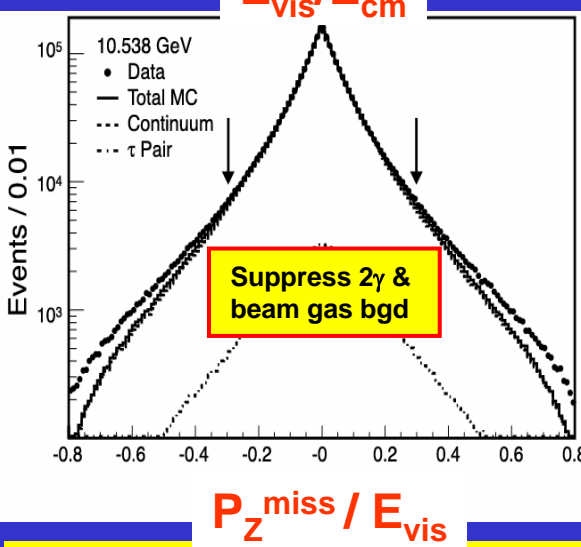
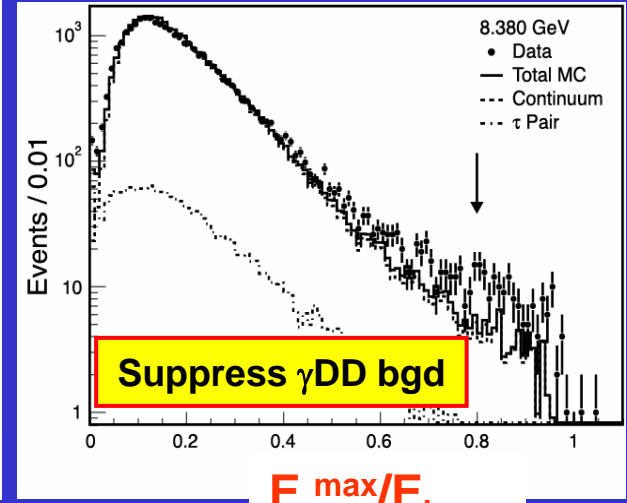
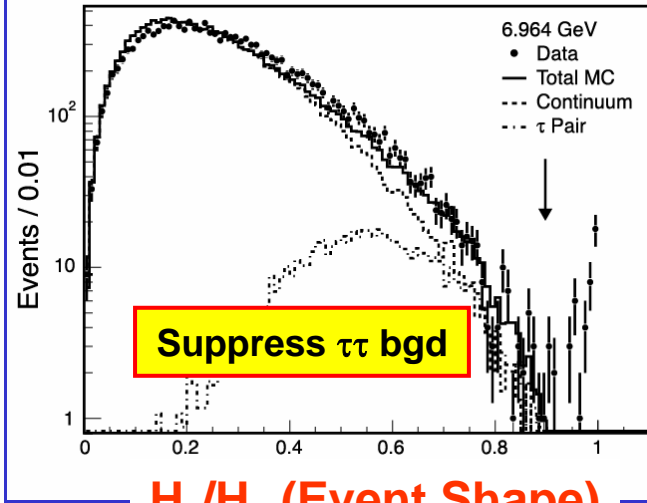
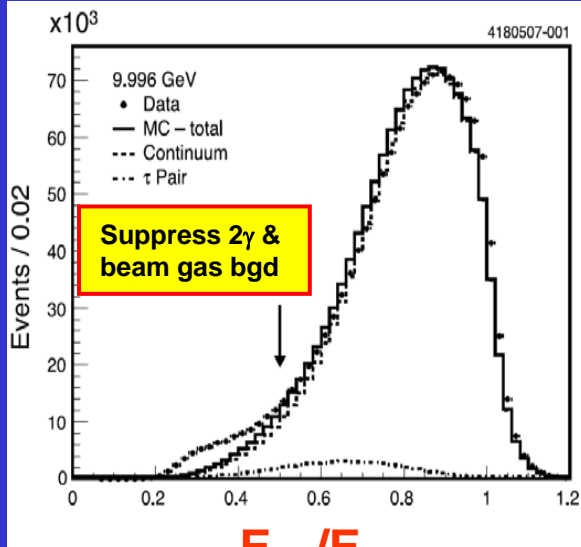


R for $E_{cm} = 7-10 \text{ GeV}$



- Use CLEO III “continuum” points just below $\Upsilon(4S)$, $\Upsilon(3S)$, $\Upsilon(2S)$, $\Upsilon(1S)$ as well as 3 lower energies
- Evaluate energy-dependent efficiencies
- Remove $e^+e^- \rightarrow e^+e^- + \text{hadrons}$ (“ 2γ ”) bkg
- Reduce & correct for $\tau^+\tau^-$ production
- Correct for tails of narrow resonances
- Make radiative corrections
- Evaluate systematic errors
- Paper accepted by PRD: **D. Besson *et al.***
arXiv:0706.2813 [hep-ex]

Selection Variables



Suppress backgrounds by cutting loosely around the edges



Systematic Errors



Errors given in %

Energy (GeV)	10.538	10.330	9.996	9.432	8.380	7.380	6.964
Luminosity	1.00	1.10	1.10	1.10	0.90	0.90	1.00
Trigger	0.09	0.09	0.11	0.08	0.12	0.13	0.19
Radiative Correction	1.00	1.00	1.00	1.00	1.00	1.00	1.00
Multiplicity Correction	1.06	1.38	0.99	0.84	0.43	0.38	0.38
Event selection (Incl. bgd)	1.51	1.09	1.31	1.31	1.05	1.02	0.79
Total	2.32	2.30	2.21	2.15	1.76	1.74	1.68
Common	1.87	1.67	1.85	1.87	1.62	1.64	1.58
Uncorrelated	1.37	1.59	1.22	1.05	0.70	0.57	0.55

Sources
of
error
spread
around

~2%

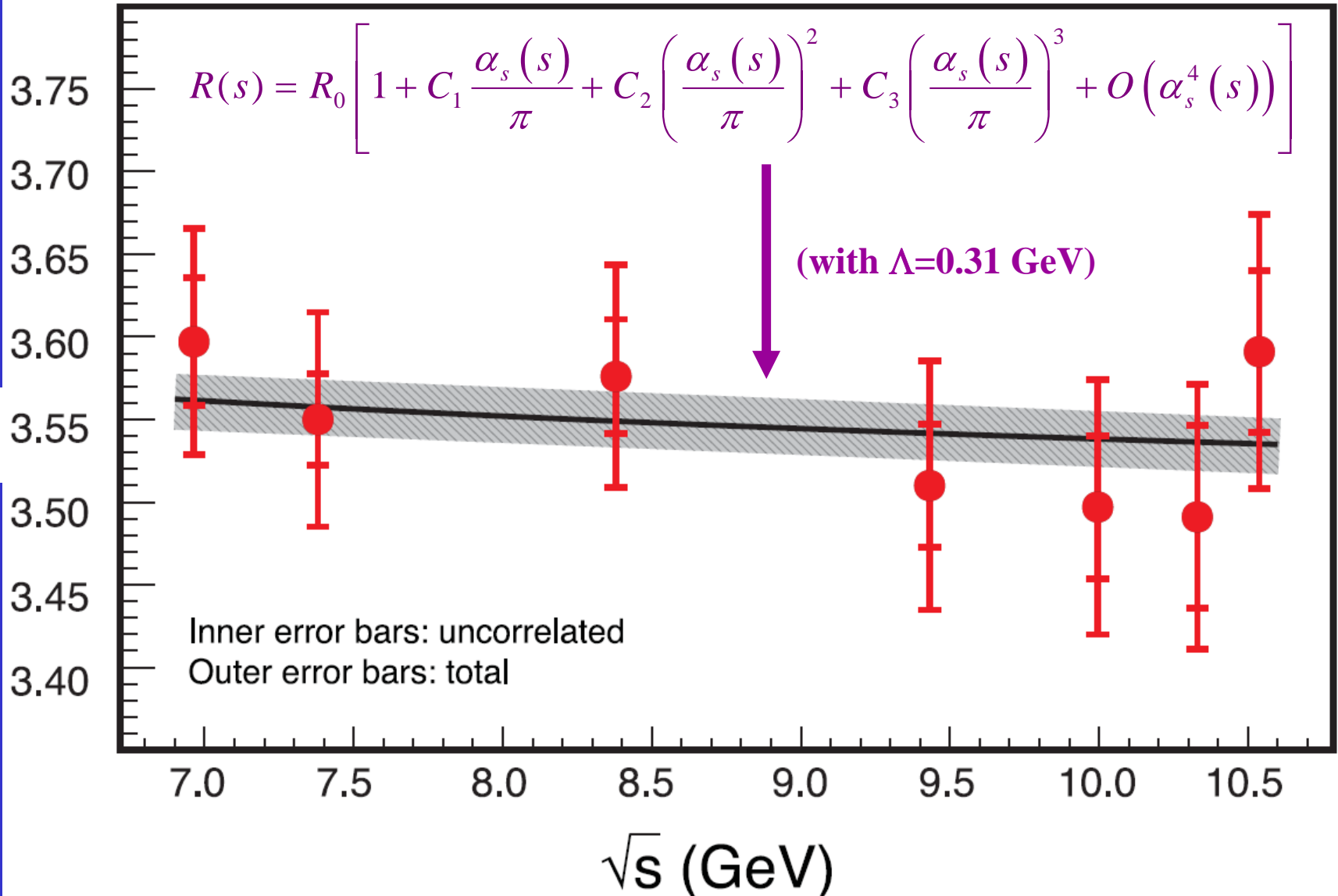
Mostly common



CLEO R Results



R

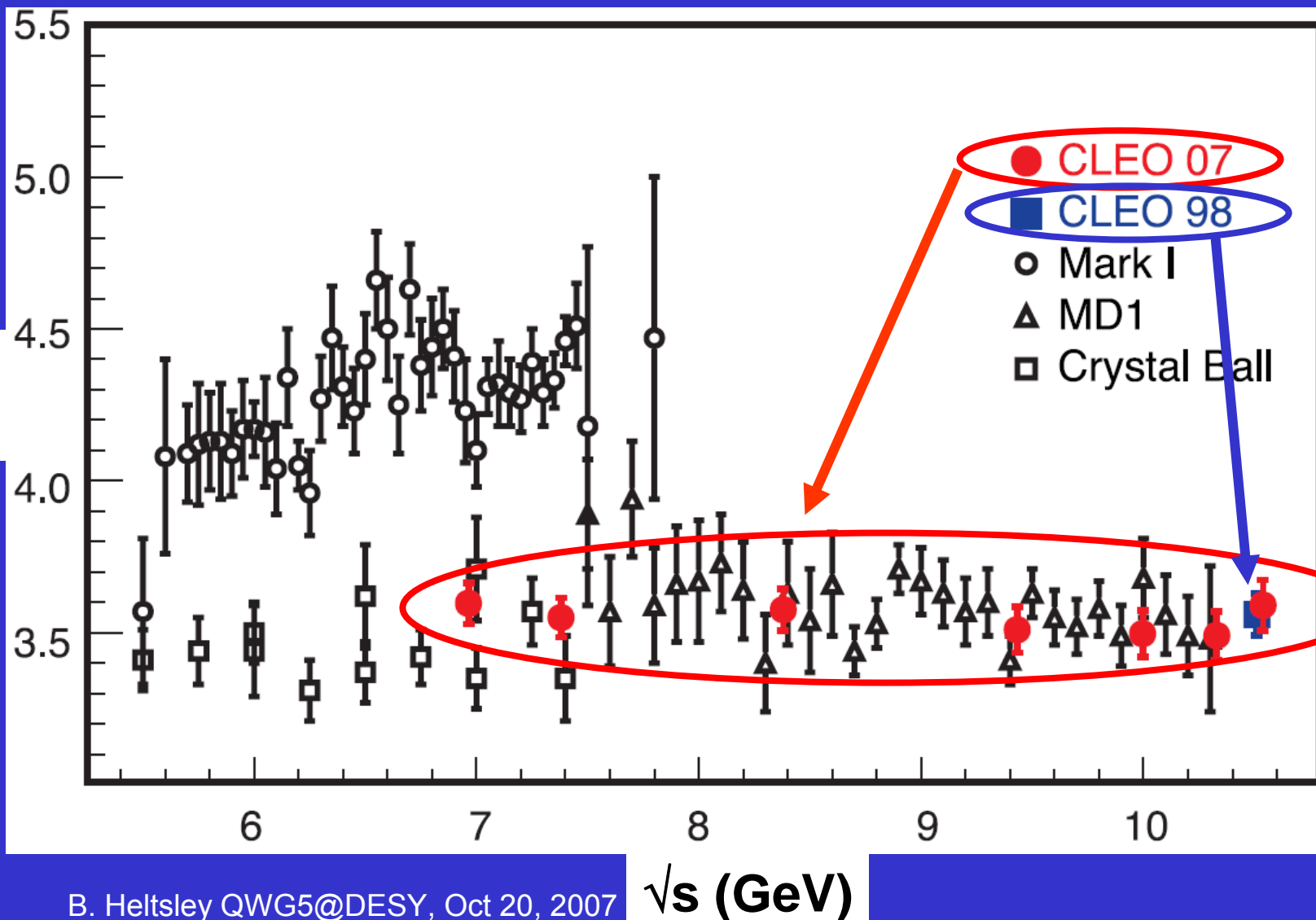




Comparison with other R Measurements



R





Extraction of α_s

- α_s is determined at each energy point
- **Naïvely** determine Λ using 4-quark flavors
- Using our average value for Λ , we find

$$\alpha_s(M_Z^2) = 0.126 \pm 0.005^{+0.015}_{-0.011}, \quad \Lambda = 0.31^{+0.09+0.29}_{-0.08-0.21} \text{ GeV}$$

$\underbrace{\hspace{10em}}_{\sim 10\%}$

- Compared with World Averages from **Bethke** [Prog.Part.Nucl.Phys. 58 (2007) 351]

$$\alpha_s(M_Z^2) = 0.1189 \pm 0.0010, \quad \Lambda = 0.29 \pm 0.04 \text{ GeV}$$

$\underbrace{\hspace{10em}}_{\sim 1\%}$



Alternative α_s Extraction



- **Kühn, Steinhauser, & Teubner** (arXiv:0707.2589 [hep-ph])
(see talk 1 hour ago) include quark mass effects & different matching between 4 & 5 flavor effective theories

- They find

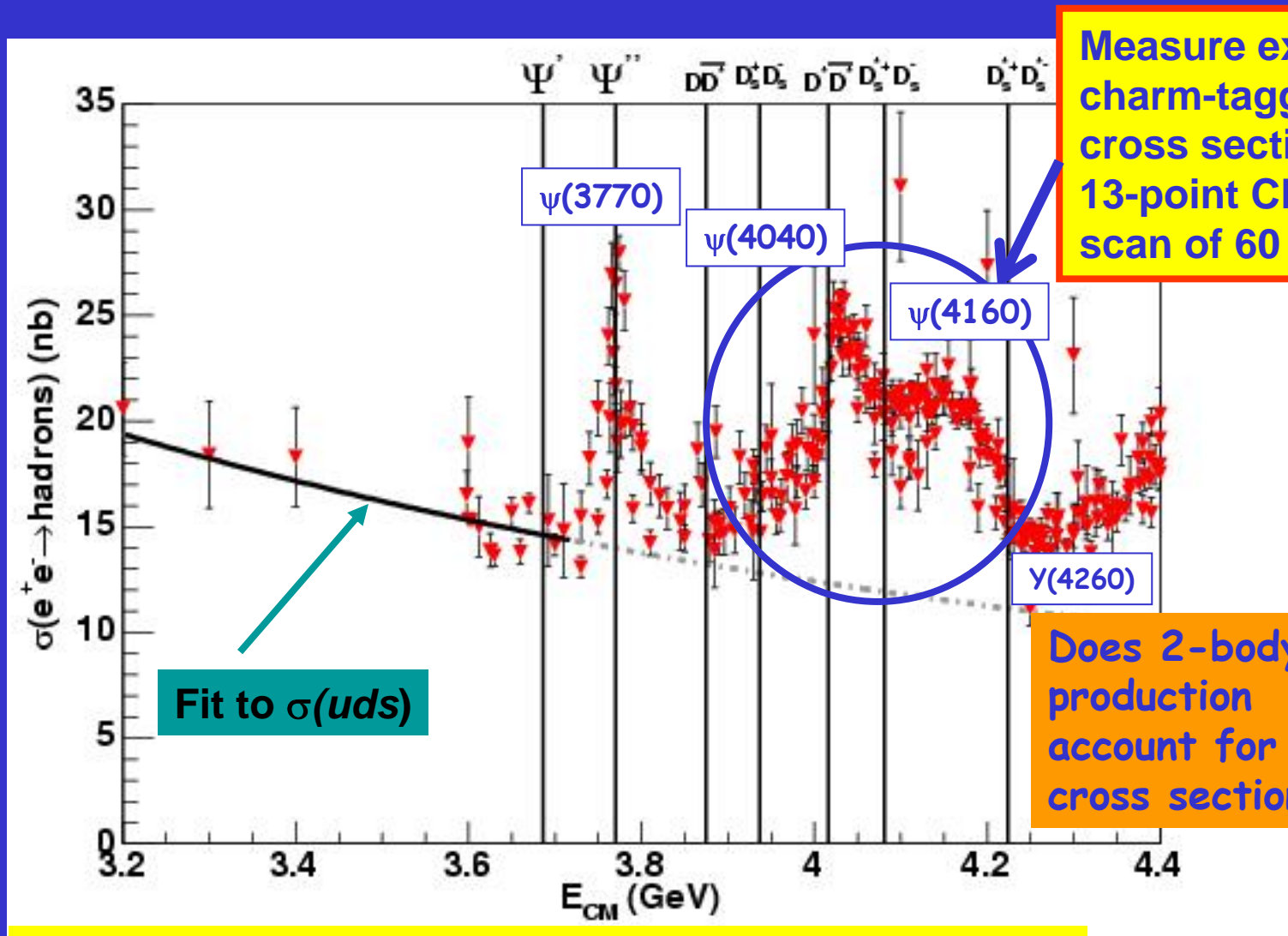
$$\alpha_s(M_Z^2) = 0.110_{-0.012}^{+0.010}, \quad \Lambda = 0.13_{-0.07}^{+0.11} \text{ GeV}$$

compared to the naïve 4-quark method:

$$\alpha_s(M_Z^2) = 0.126 \pm 0.005_{-0.011}^{+0.015}, \quad \Lambda = 0.31_{-0.08}^{+0.09} \text{ GeV}$$

which is larger by 0.016, or $\sim 1\sigma_{\text{msmt}}$

Open Charm Threshold Region



Measure exclusive & charm-tagged-inclusive cross sections using a 13-point CLEO-c energy scan of 60 pb⁻¹

Does 2-body open charm production account for all of non-*uds* cross section?

Cross section as a function of E_{cm} from the 2005 PDG

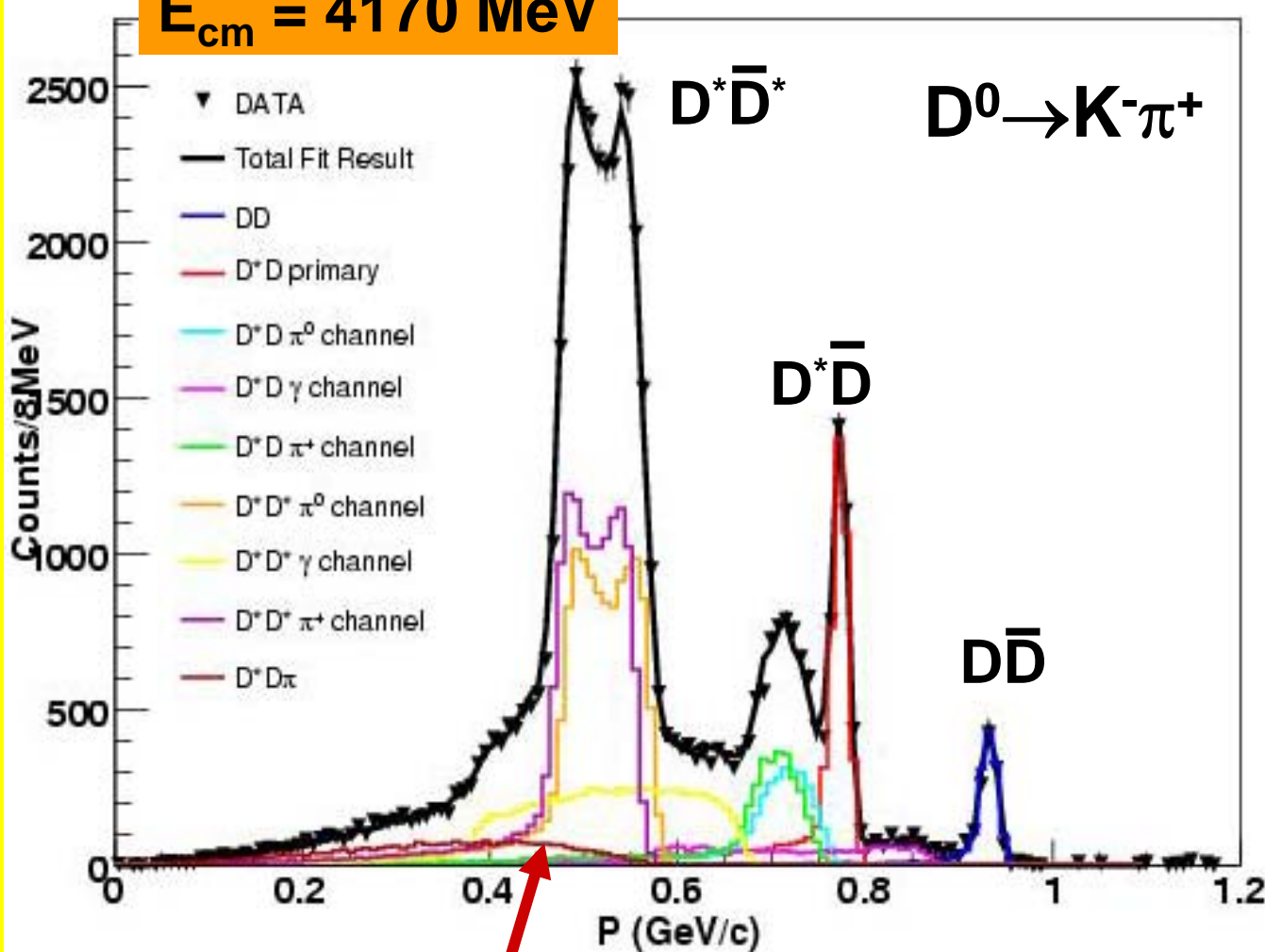
Momentum Spectra

Do NOT reconstruct D^* ; instead use D momentum spectrum.

2-body production shows up as peaks &/or Doppler-smearred peaks

Example at right: $D^0 \rightarrow K^- \pi^+$ momentum spectrum after D^0 -sideband subtraction

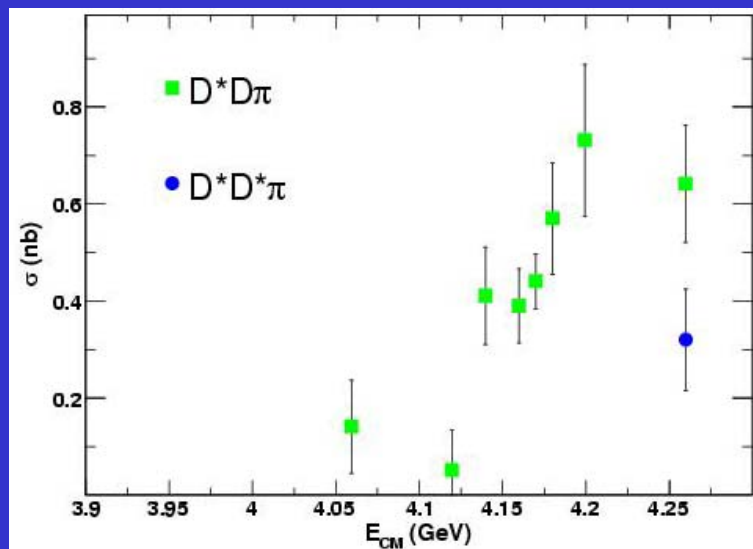
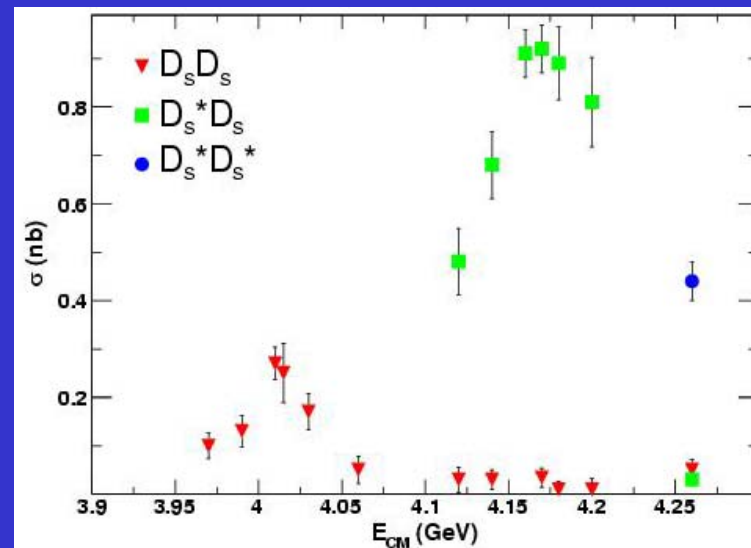
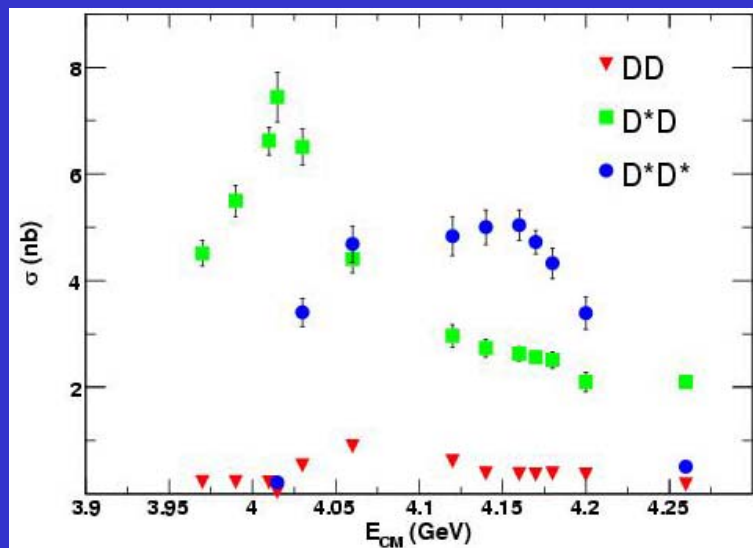
$E_{cm} = 4170 \text{ MeV}$



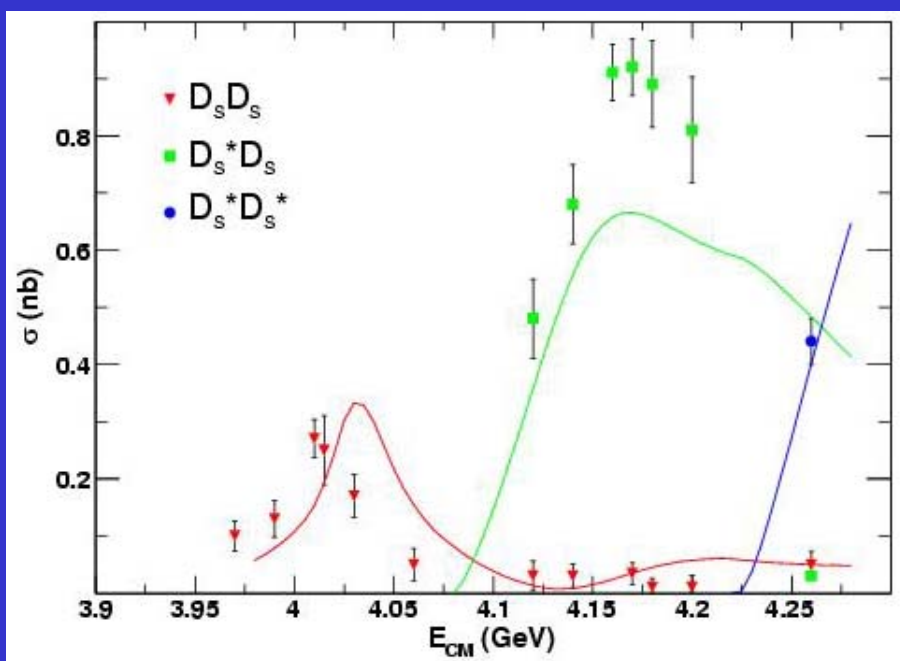
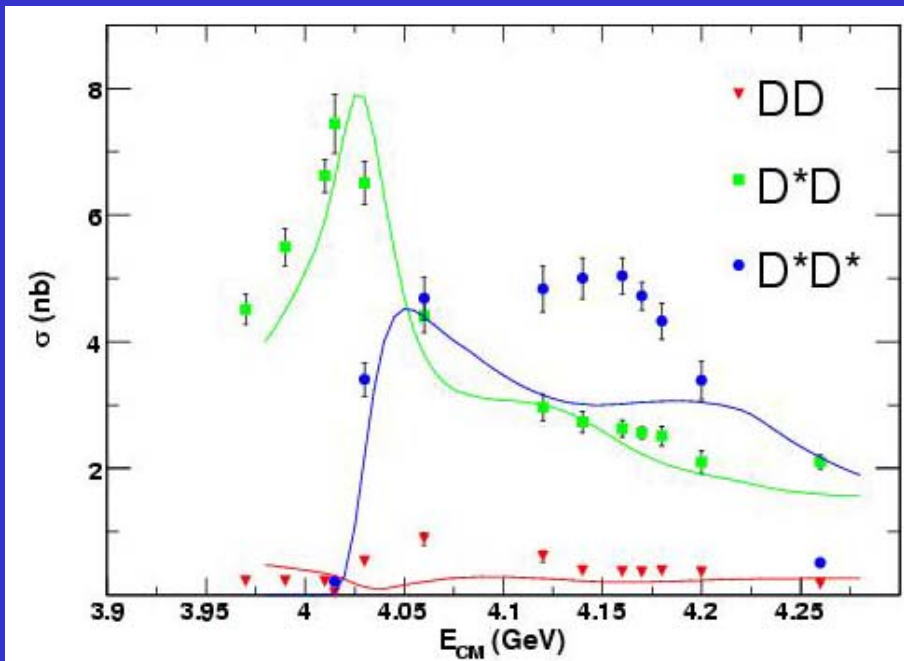
$D^* D \pi$



Exclusive Cross Sections



- No theoretical predictions for multi-body.
- No evidence of $D\bar{D}\pi$ in this region
 - Turns on above 4.3 GeV via DD_2^* (Belle, arXiv:0708.3313 [hep-ex]) [see next session]



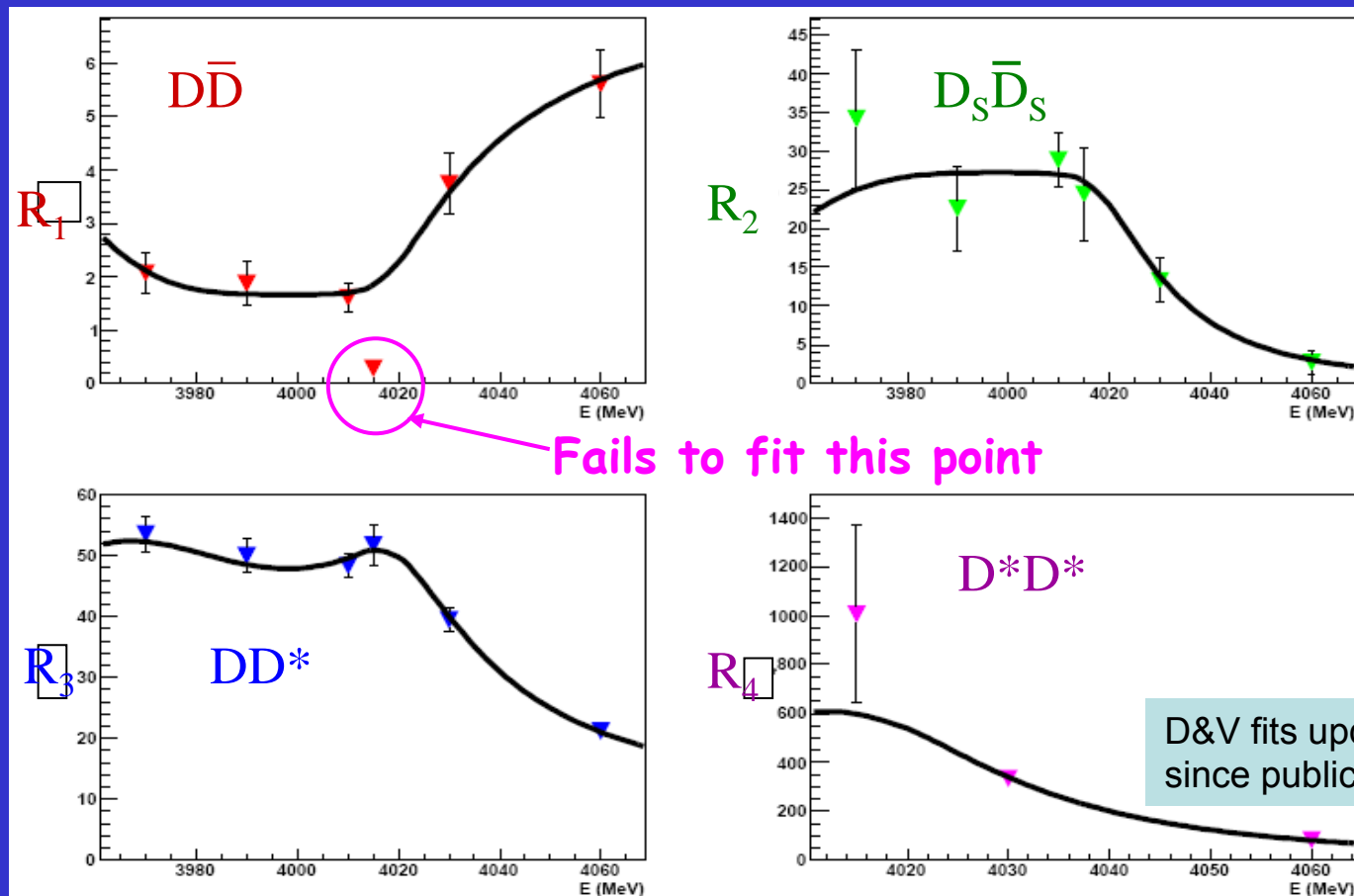
E. Eichten, International Workshop on Heavy Quarkonium (BNL 2006) and private communication

- Most noticeable difference in $D^* \bar{D}^*$ channel.
- Reasonable qualitative agreement.



New Resonance at D^*D^* Threshold?

- Model of **Dubynskiy & Voloshin** [*Mod. Phys. Lett. A21, 2779 (2006)*]
- Express exclusive channels in terms of dimensionless R_k
- Parametrize R_k in terms of expected threshold behavior & relative production rates in the presence of a $\psi(4040)$

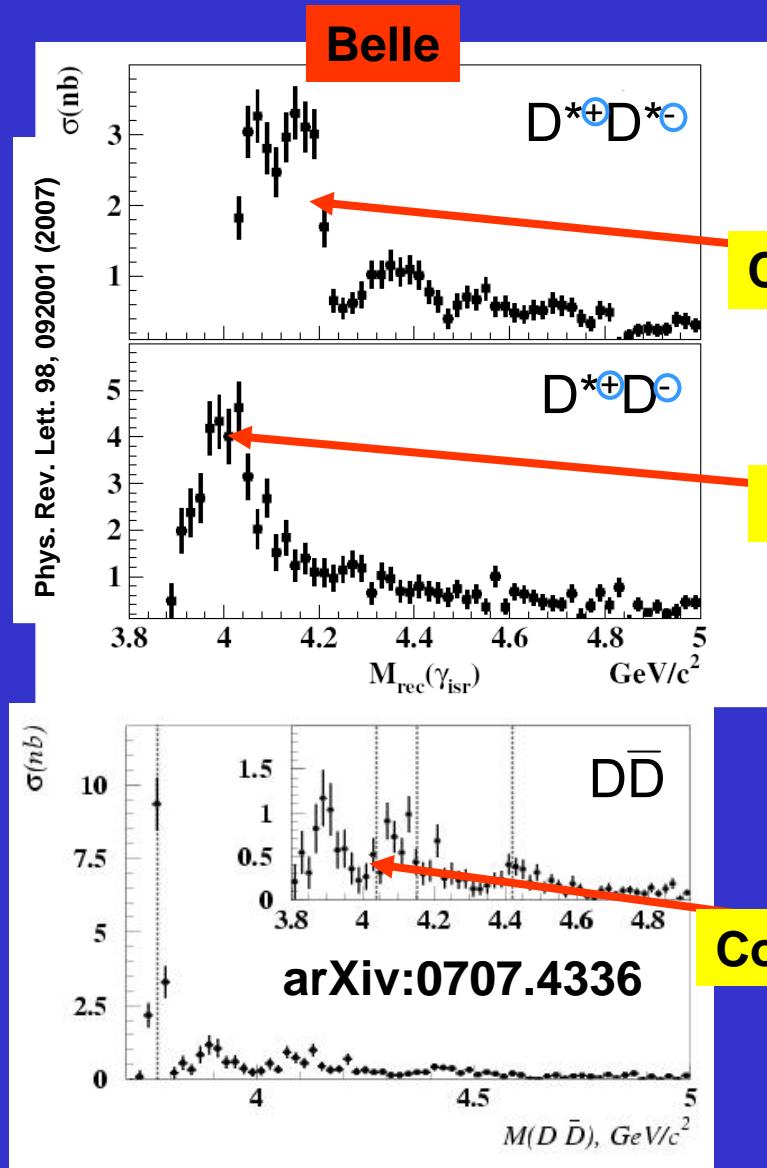


Fails to fit this point

- Fit to CLEO data: one large deviation near D^*D^* threshold
- This model needs interference with a new **narrow resonance at $E_{cm} = 4015$ MeV** to explain dip in DD



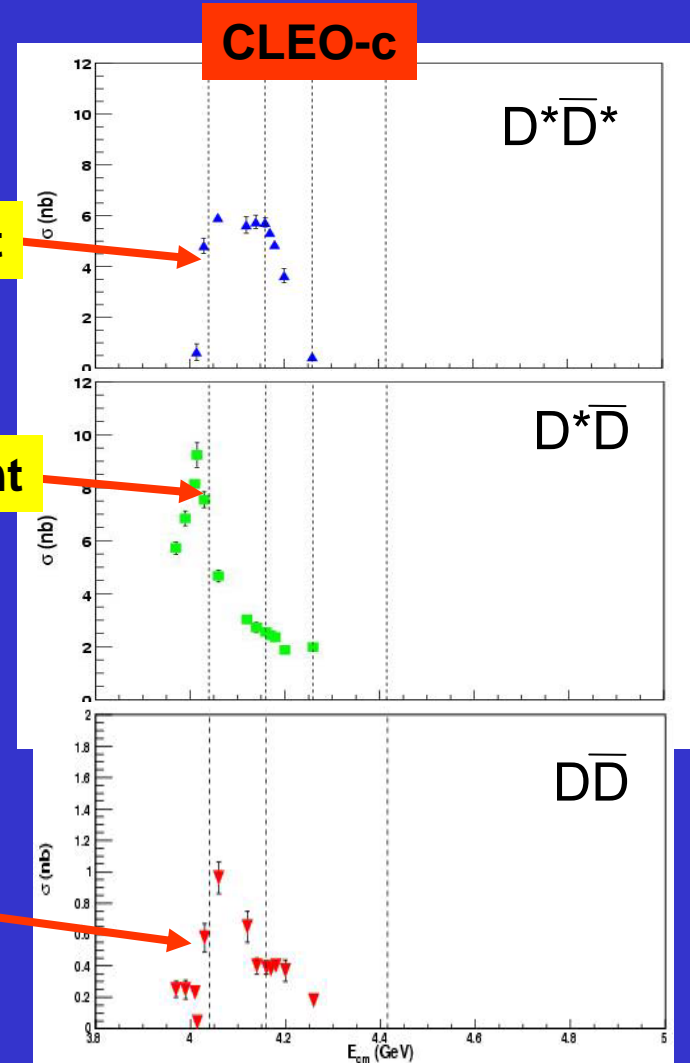
Comparison with Belle



Consistent

Consistent

Consistent





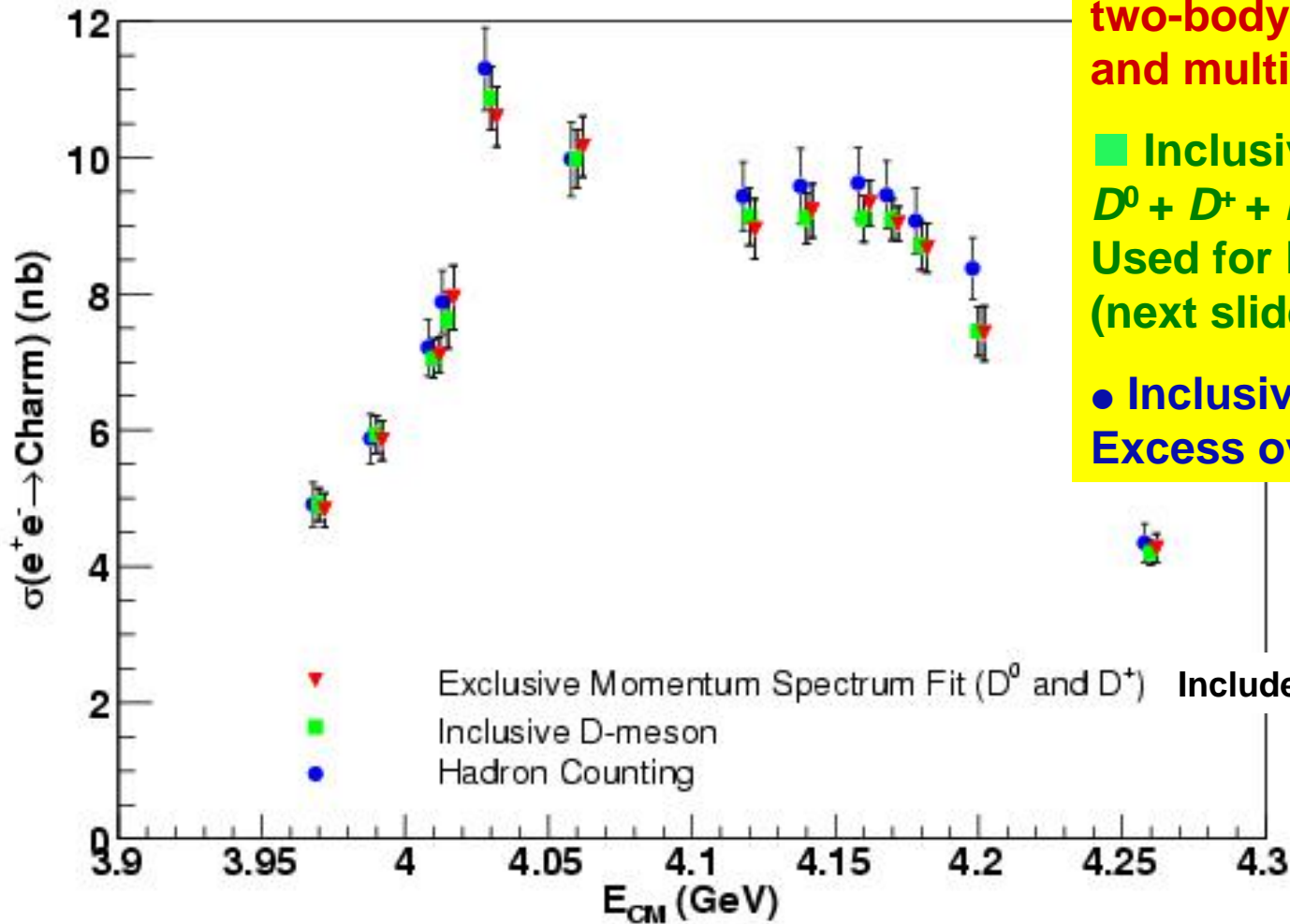
Limits on $\Upsilon(4260)$ Decays

Mode	$\frac{\Upsilon(4260) \rightarrow X}{\Upsilon(4260) \rightarrow \pi^+ \pi^- J/\psi}$
$D\bar{D}$	< 4.0
$D^*\bar{D}$	< 45
$D^*\bar{D}^*$	< 11
$D^*\bar{D}\pi$	< 15
$D^*\bar{D}^*\pi$	< 8.2
$D_S^+ D_S^-$	< 1.3
$D_S^{*+} D_S^-$	< 0.8
$D_S^{*+} D_S^{*-}$	< 9.5

Upper limits
@90%CL

$c\bar{c}g$ models
like $D_1 D$ decays

Inclusive Cross Checks



▼ Exclusive: Sum of the two-body charmed mesons and multi-body

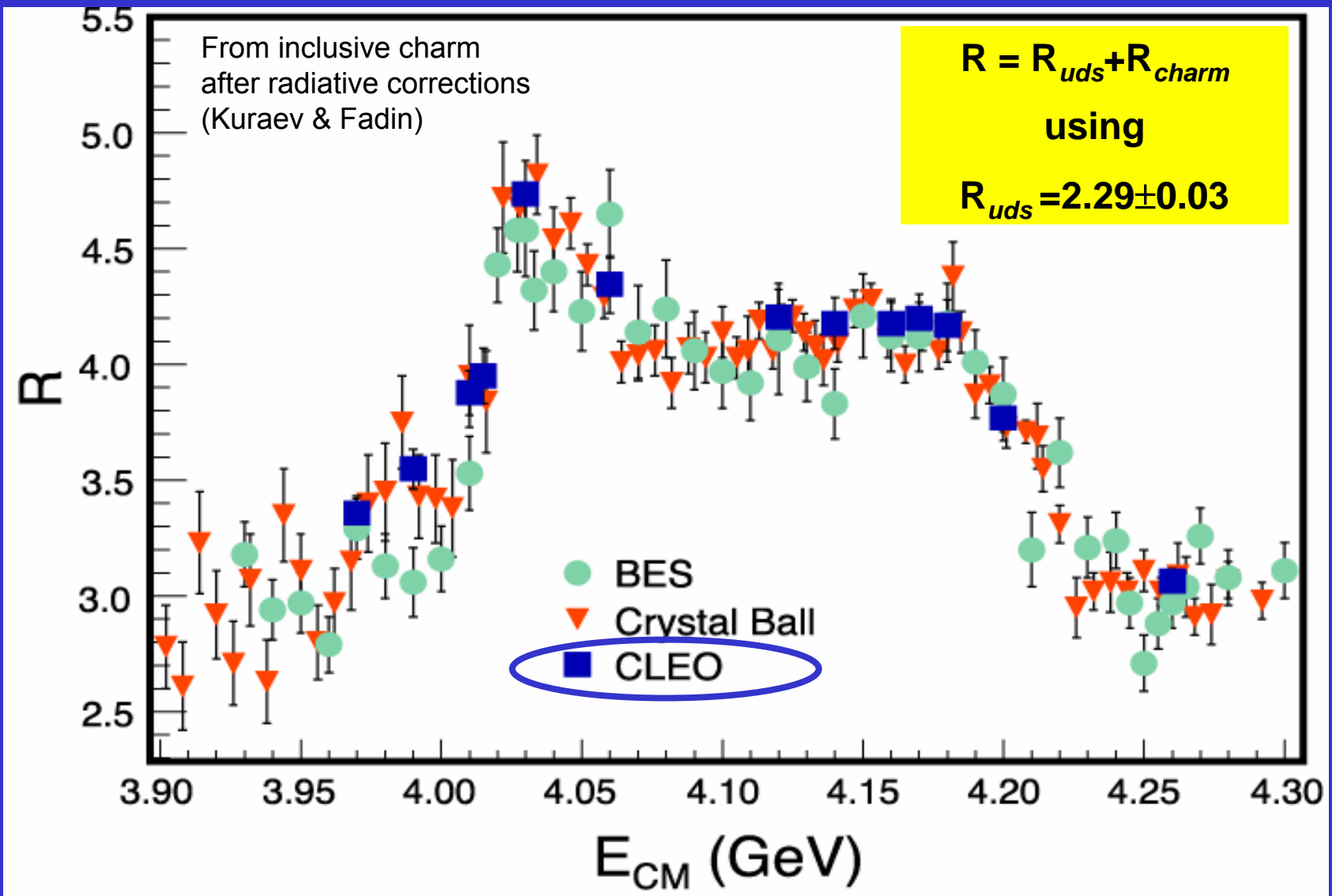
■ Inclusive charm: $D^0 + D^+ + D_s$
Used for R measurement (next slide)

● Inclusive Hadrons: Excess over uds

▼ Exclusive Momentum Spectrum Fit (D^0 and D^+) Includes multi-body
■ Inclusive D-meson
● Hadron Counting



R for $E_{CM} = 3.97 - 4.26 \text{ GeV}$





Conclusions



- Precise R measured for $E_{cm}=6.96-10.54$ GeV
 - Region of no structure as expected
 - Most precise; removes any doubts about old Mark I points
 - Determines $\alpha_s(M_Z^2)$ with $\sim 10\%$ uncertainty
 - Consistent with world average w/other methods
 - Determination also depends, at $\sim 10\%$ level, on method of tying together 4 & 5 flavor regimes
- Exclusive & inclusive charm for $E_{CM}=3.97-4.26$ GeV
 - Region of many thresholds & much structure!
 - We have exclusively deconstructed its composition
 - This deconstruction is useful input for model builders
 - In one such model, hints at a narrow resonance near 4015 MeV?
 - Qualitative agreement with coupled channel predictions
 - Precision of R is improved at these 13 points
 - Multi-body production of open charm measured for 1st time
 - Yes $D^*D\pi$ but no $DD\pi$ below 4.3 GeV. Model post-dictions?
- Should lead to a better understanding of QCD



Backup Slides



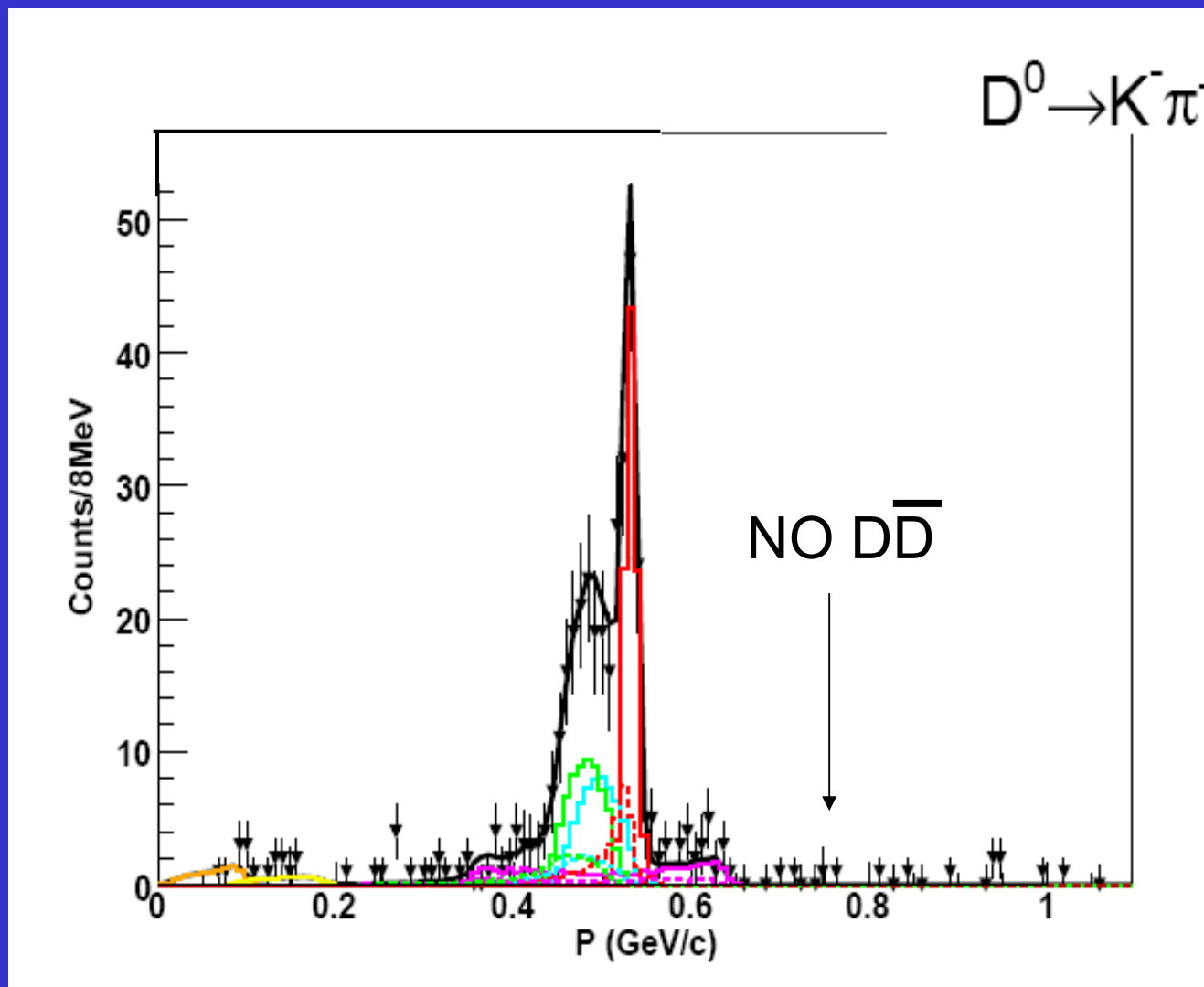
Event Selection for R at $E_{cm}=7-10$ GeV

- Require good quality tracks & showers
- Loose event cuts: very high eff for signal

$ Z_{\text{vertex}} $	< 6.0 cm	Suppress beam gas
$E_{\text{vis}}/2E_{\text{beam}}$	> 0.5	} Suppress 2γ & beam gas bgd
$ P_z^{\text{miss}}/E_{\text{vis}} $	< 0.3	
H_2/H_0	< 0.9	Event shape for $\ell^+\ell^-$ pair bgd
$E_{\text{cal}}/2E_{\text{beam}}$	$(0.15, 0.9)$	Suppress $\tau\tau$ (low) & ee (high)
$E_{\gamma}^{\text{max}}/E_{\text{beam}}$	< 0.8	Suppress QED ($ee, \gamma\gamma, \dots$)
$N_{\text{ChargedTrack}}$	≥ 4	Suppress 2γ , beam gas, & $\tau\tau$



"Missing" $D\bar{D}$ @ $E_{cm}=4015$ MeV





$D_{(s)}$ Modes & Branching Fractions (%)



Modes	Branching Fraction
D^0 decay mode	
$K^- \pi^+$	$3.91 \pm 0.12\%$
$K^- \pi^+ \pi^0$	$14.94 \pm 0.56\%$
$K^- \pi^+ \pi^+ \pi^-$	$8.29 \pm 0.36\%$
D^+ decay mode	
$K^- \pi^+ \pi^+$	$9.52 \pm 0.37\%$
$K^- \pi^+ \pi^+ \pi^0$	$6.04 \pm 0.28\%$
$K_s \pi^+$	$1.55 \pm 0.08\%$
$K_s \pi^+ \pi^0$	$7.17 \pm 0.43\%$
$K_s \pi^+ \pi^- \pi^+$	$3.2 \pm 0.19\%$
$K^+ K^- \pi^+$	$0.97 \pm 0.06\%$

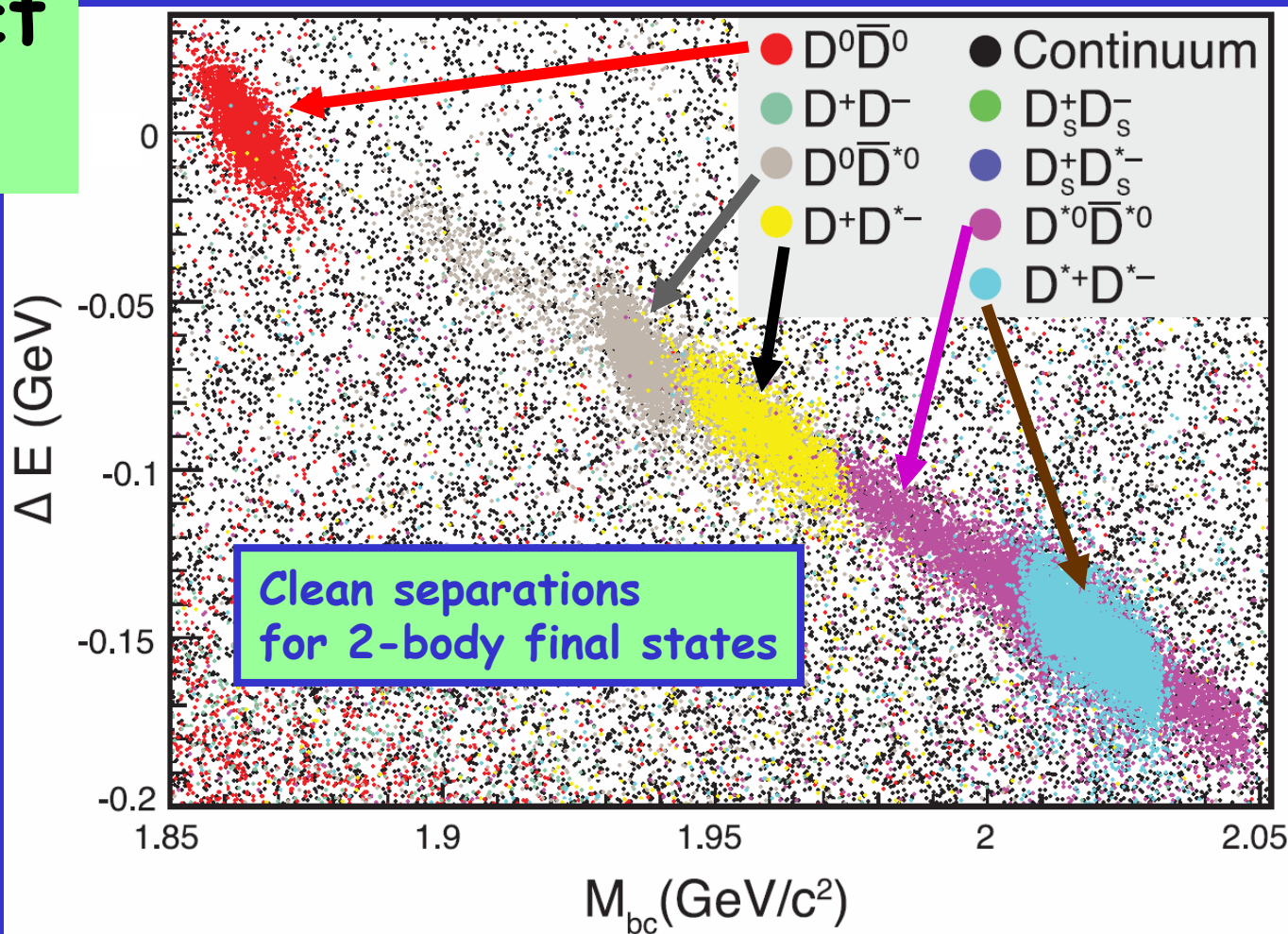
Modes	Branching Fraction
$\phi \pi^+$, 10 MeV cut on the Invariant $\phi \rightarrow K^+ K^-$ Mass [16]	1.98 ± 0.15
$K^{*0} K^+, K^{*0} \rightarrow K^- \pi^-$ [1]	2.2 ± 0.6
$\eta \pi^+, \eta \rightarrow \gamma \gamma$ [1, 16]	0.58 ± 0.07
$\eta \rho^+, \eta \rightarrow \gamma \gamma, \rho^+ \rightarrow \pi^+ \pi^0$ [1]	4.3 ± 1.2
$\eta' \pi^+, \eta' \rightarrow \pi^+ \pi^- \eta, \eta \rightarrow \gamma \gamma$ [1, 16]	0.7 ± 0.01
$\eta' \rho^+, \eta' \rightarrow \pi^+ \pi^- \eta, \eta \rightarrow \gamma \gamma, \rho^+ \rightarrow \pi^+ \pi^0$ [1]	1.8 ± 0.5
$\phi \rho^+, \phi \rightarrow K^+ K^-, \rho^+ \rightarrow \pi^+ \pi^0$ [1]	3.4 ± 1.2
$K_s K^+, K_s \rightarrow \pi^+ \pi^-$ [1, 16]	1.0 ± 0.07



MC Study: ΔE vs M_{bc} at 4160 MeV



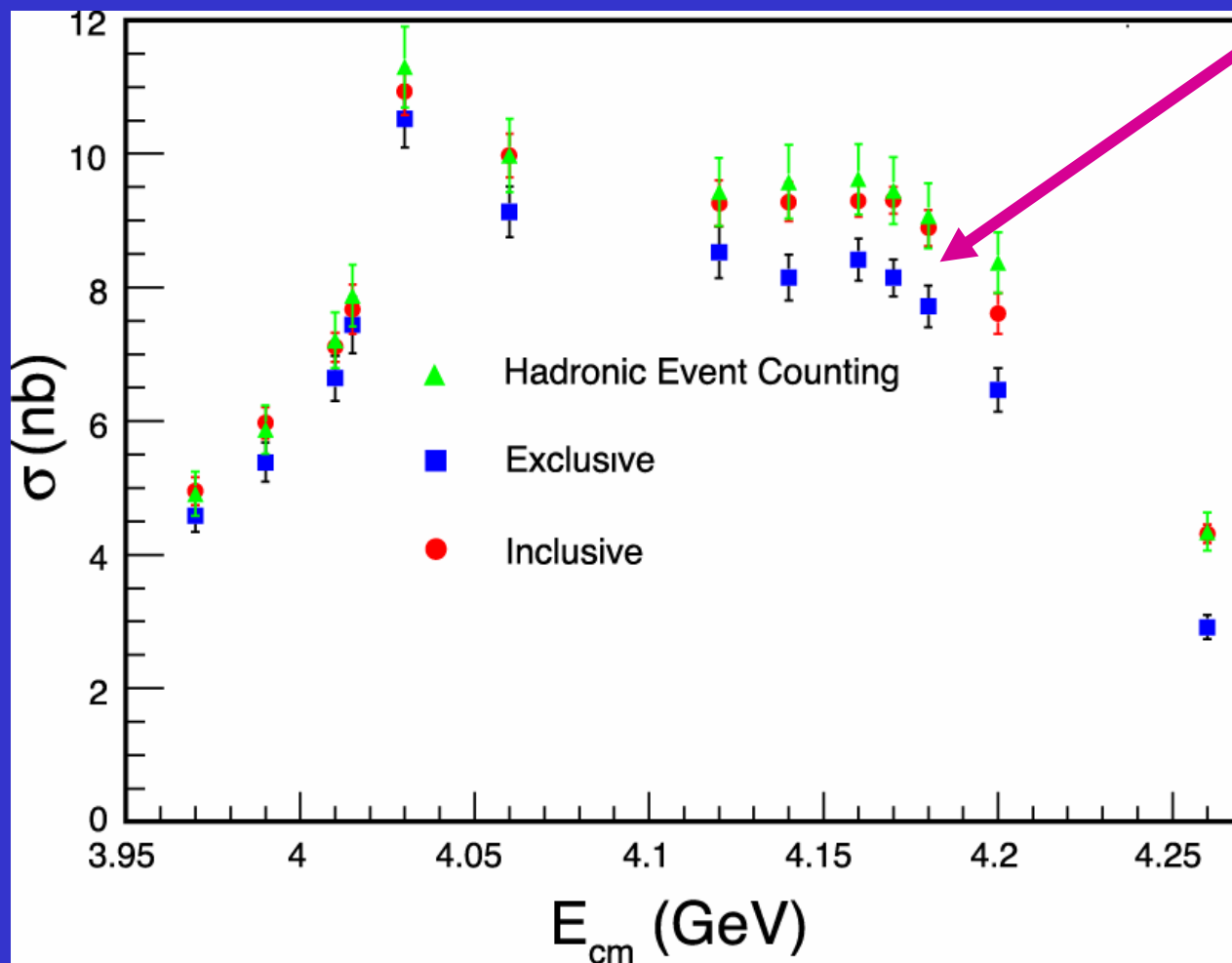
Reconstruct
 $D^0 \rightarrow K^- \pi^+$





Compare 3 methods

(no radiative corrections)



Discrepancy between exclusive rate and total