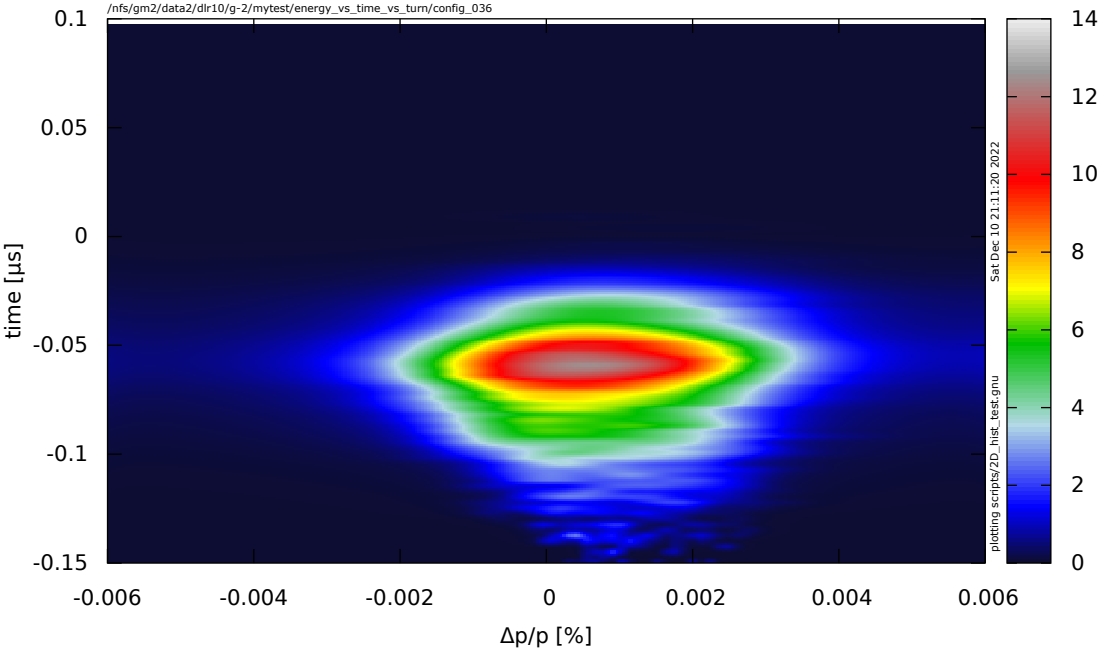
/nfs/gm2/data2/dlr10/g-2/mytest/energy_vs_time_vs_turn/config_036
time [μs]
0.1
0.05
0
-0.05
-0.1
-0.15
-0.006
-0.004
-0.002
0
0.002
0.004
0.006
Δp/p [%]
14
12
10
8
6
4
2
0
Sat Dec 10 21:11:20 2022
plotting scripts/2D_hist_test.gnu

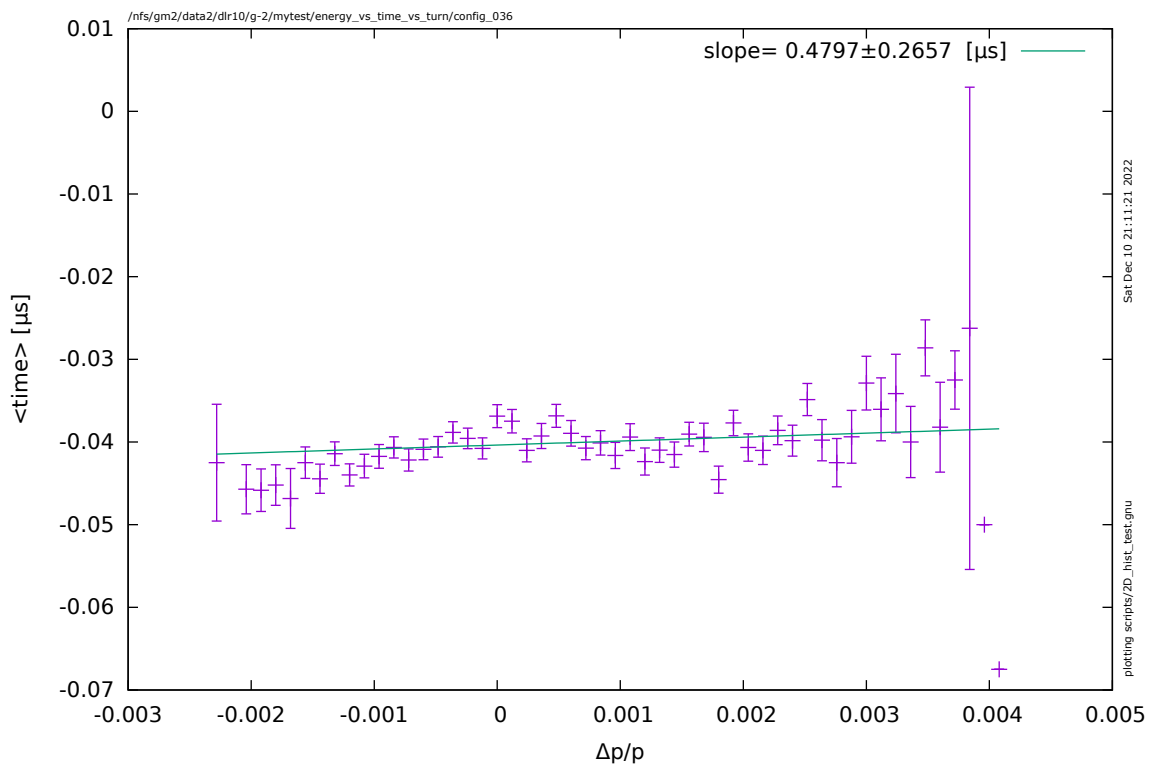
/nfs/gm2/data2/dlr10/g-2/mytest/energy_vs_time_vs_turn/config_036
slope= 0.4797±0.2657 [μs]
<time> [μs]
Δp/p
0.01
0
-0.01
-0.02
-0.03
-0.04
-0.05
-0.06
-0.07
-0.003
-0.002
-0.001
0
0.001
0.002
0.003
0.004
0.005
Sat Dec 10 21:11:21 2022
plotting scripts/2D_hist_test.gnu

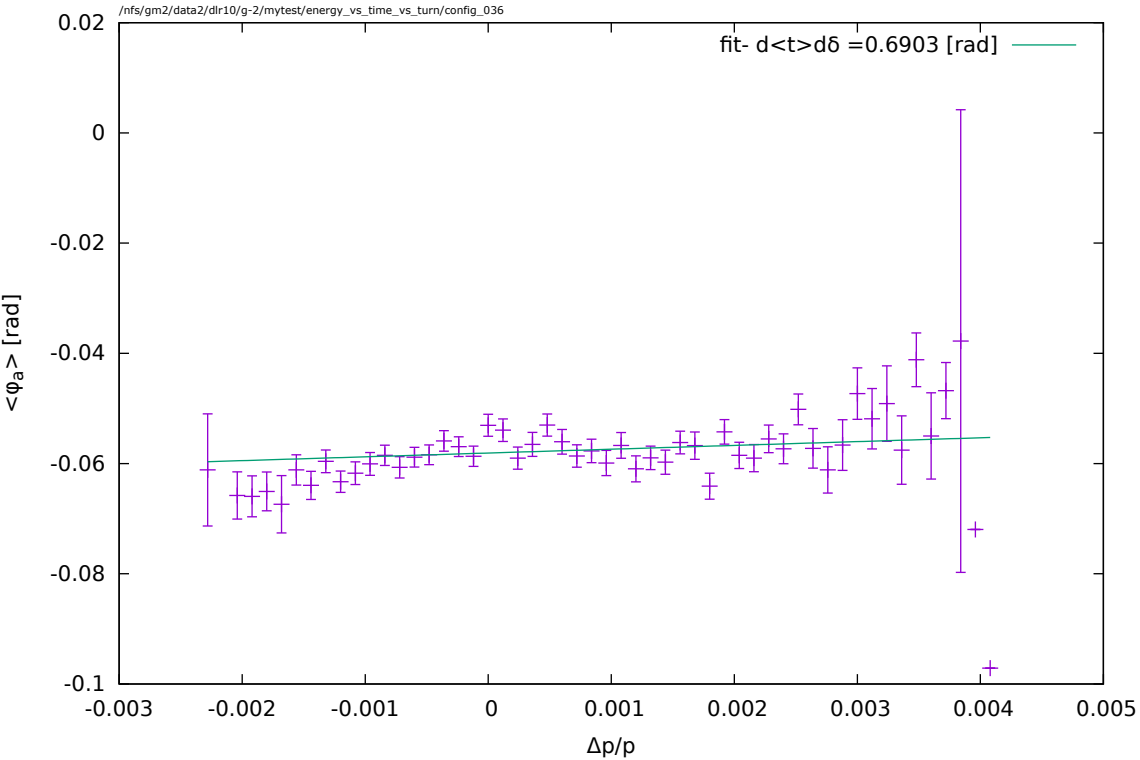
/nfs/gm2/data2/dlr10/g-2/mytest/energy_vs_time_vs_turn/config_036
fit- d<t>dδ =0.6903 [rad]
<φa> [rad]
Δp/p
0.02
0
-0.02
-0.04
-0.06
-0.08
-0.1
-0.003
-0.002
-0.001
0
0.001
0.002
0.003
0.004
0.005