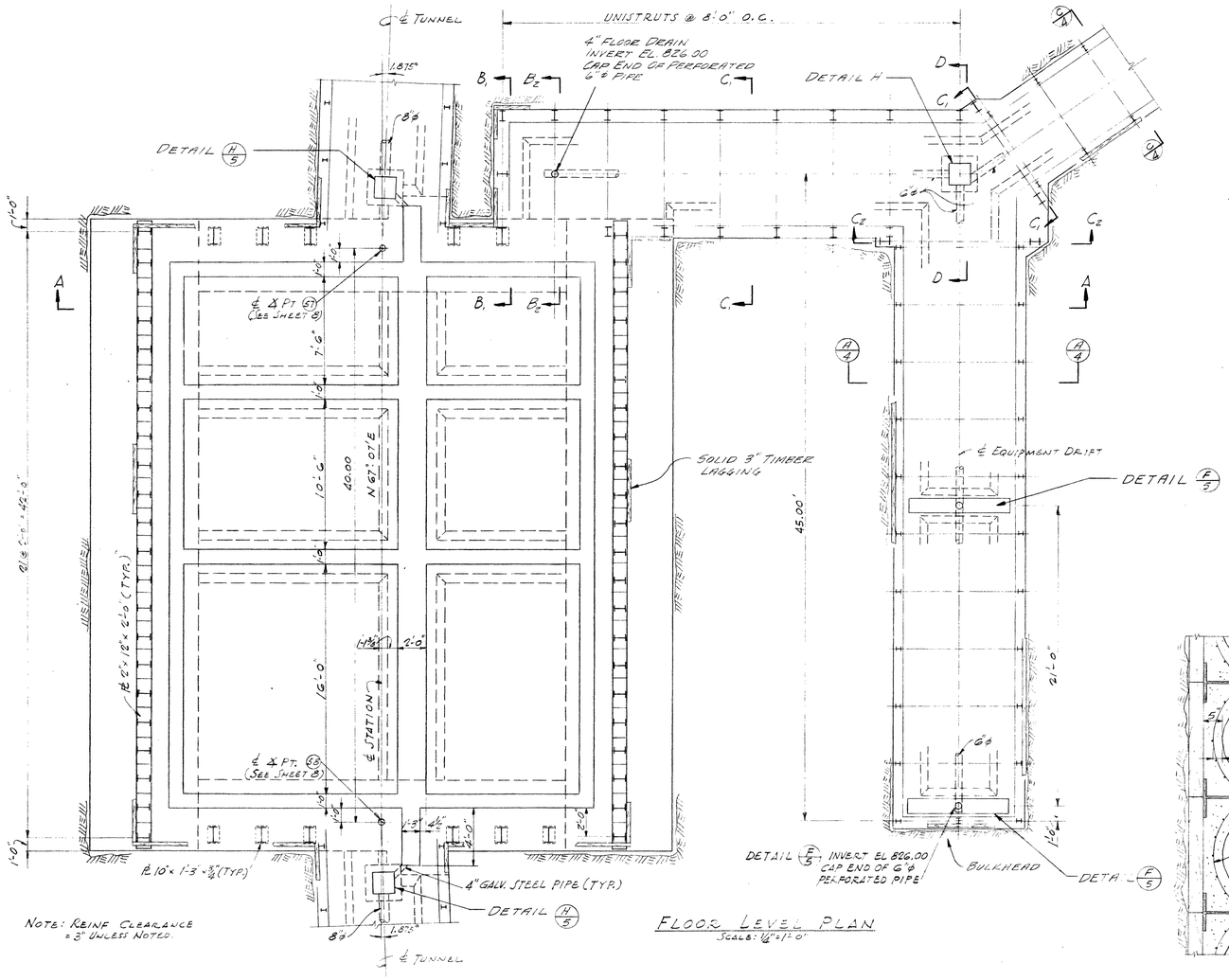

FLOOR LEVEL PLAN
SCALE: 1/4"=1'-0"

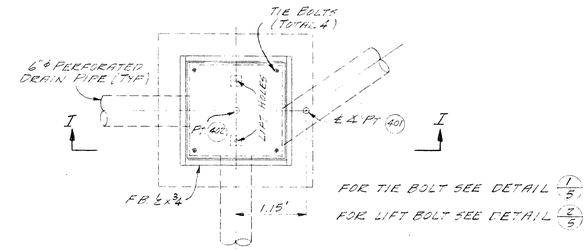

DETAIL H
SCALE: 1"=1'-0"

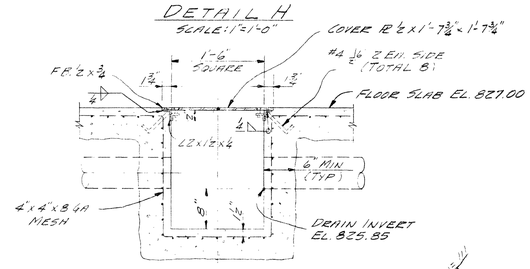

SECTION I-I
SCALE: 1"=1'-0"

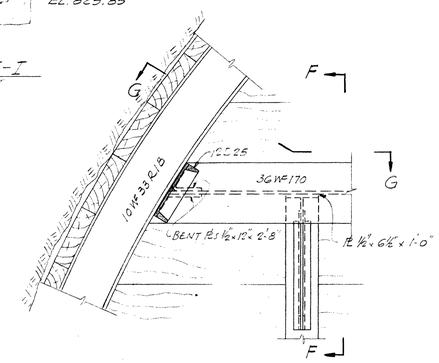

DETAIL E
SCALE: 1"=1'-0"

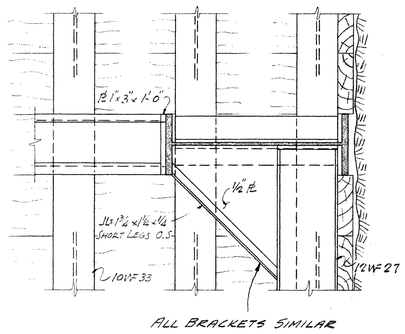

ALL BRACKETS SIMILAR

SECTION F-F
SCALE: 1"=1'-0"

NOTES:

1. DETAILS & LOCATION OF ANY SPLICES IN SUPPORT MEMBERS SHALL BE APPROVED BY THE ENGINEER.
2. PNEUMATICALLY PLACED MORTAR LINING IS SHOWN ONLY IN LINING DETAIL & SEC. G-G. LINING SHALL BE PLACED ON ALL INTERIOR SURFACES OF STATION.
3. SEE NOTE 1, SHEET 6
4. PROVIDE TRENCH COVERS FOR ALL TRENCHES

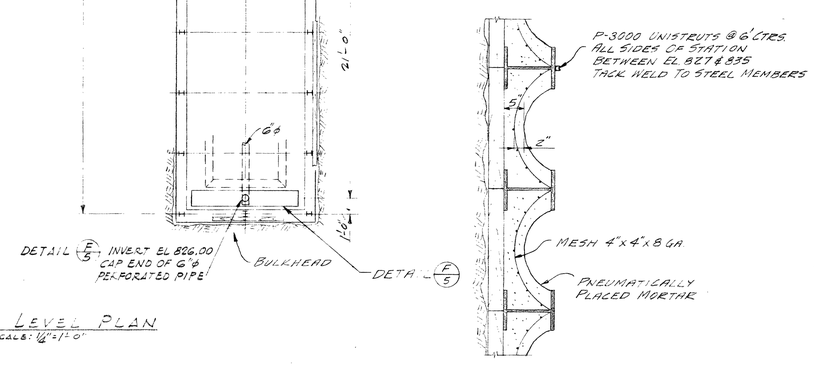

TYPICAL LINING DETAIL
NO SCALE

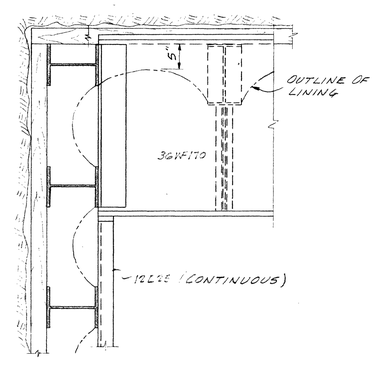

SECTION G-G
SCALE: 1"=1'-0"

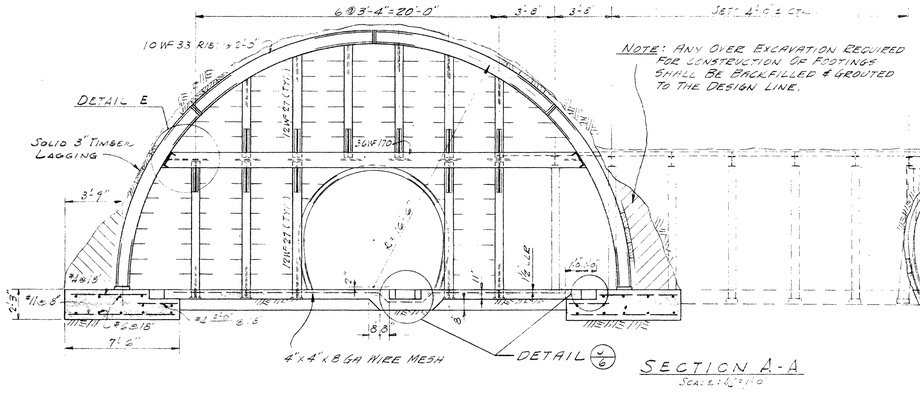

NOTE: ANY OVER EXCAVATION REQUIRED FOR CONSTRUCTION OR FOOTINGS SHALL BE BACKFILLED & GROUTED TO THE DESIGN LINE.

SECTION A-A
SCALE: 1/4"=1'-0"

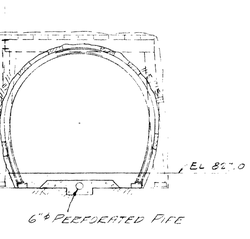

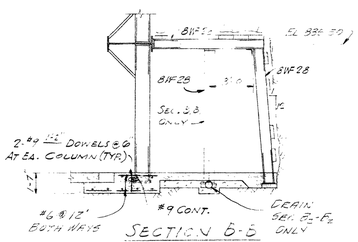

SECTION B-B
SCALE: 1/4"=1'-0"

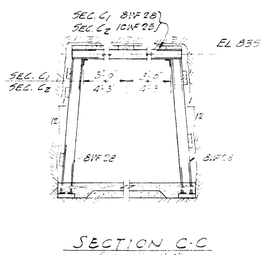

SECTION C-C
SCALE: 1/4"=1'-0"

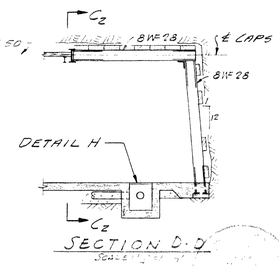

SECTION D-D
SCALE: 1/4"=1'-0"

FOR LINING DETAILS SEE SECTION (B/5)
FOR SLAB DETAILS SEE SECTION (C/4)

LTR	REVISIONS	DATE / BY	CHK'D / APP'D	APP'D

10 GEV CORNELL SYNCHROTRON LABORATORY

CORNELL UNIVERSITY
ITHACA NEW YORK

ALTERNATE STATION No. 3
(BID ALTERNATE No. 1)

WILLIAM M. BROBECK AND ASSOCIATES
IAN MACKINLAY, AIA — ARCHITECT
PREGNOFF & MATHEU — STRUCTURAL ENGR.
JACOBS ASSOCIATES — CONSTRUCTION ENGR.
950 GILMAN ST. BERKELEY, CALIF. 94710
TELEPHONE 415 - 524 - 8664

DR. JEF	CHK. JHH	SUPV. GEW	SCALE As Shown
RELEASED	APPROVED		SHEET 7 OF 13
	LAB NUCLEAR STUDIES		DRAWING NO. T-7
	V.P.-BUSINESS		
DATE 3/11/65	DATE		WMB & A NO. 111-5

1/8"

2085-23-65-104 048 008 Cornell University B.& P.

1/10"