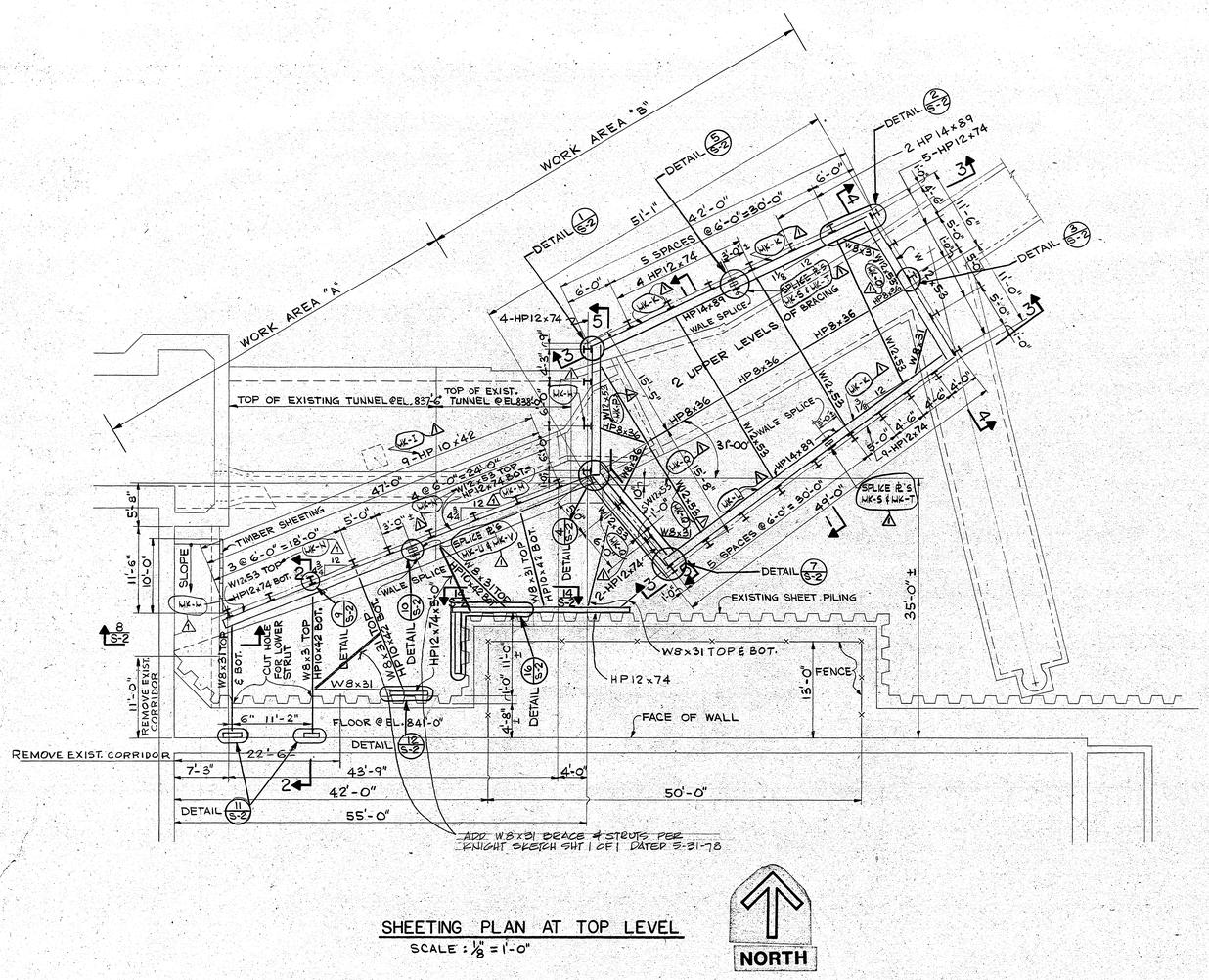

SHEETING PLAN AT TOP LEVEL
SCALE : 1/8" = 1'-0"

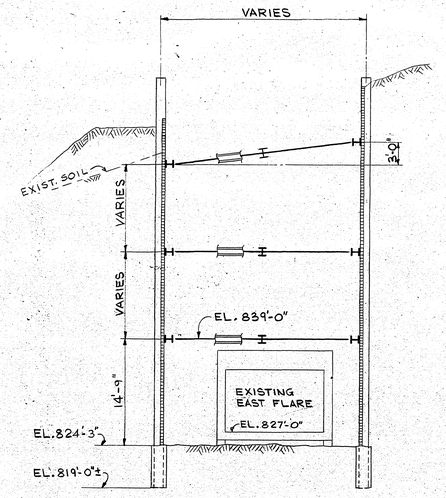

1 SECTION
SCALE: 1/8" = 1'-0"

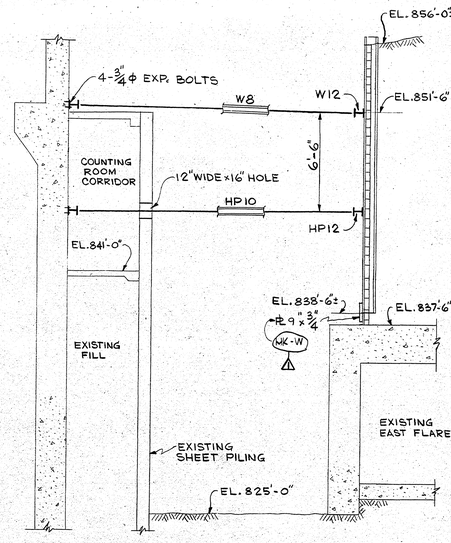

2 SECTION
SCALE: 1/4" = 1'-0"

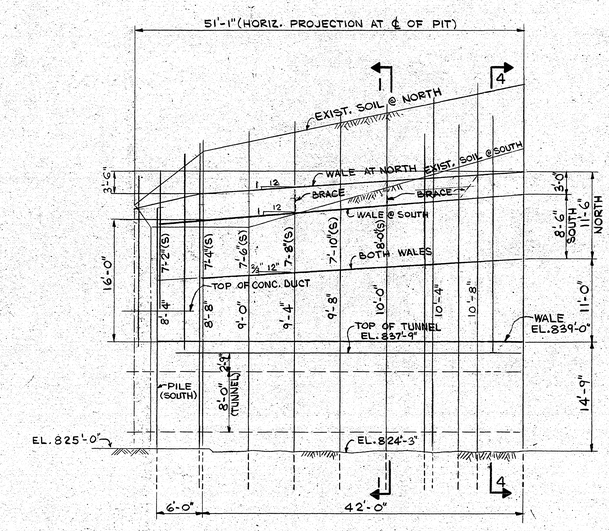

3 SECTION
SCALE: 1/8" = 1'-0"

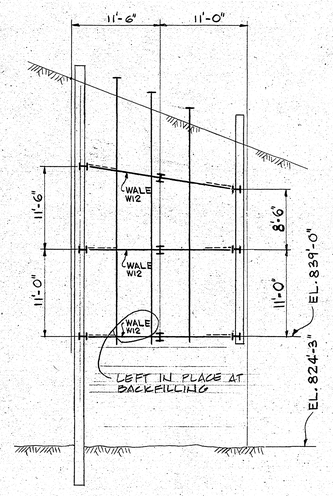

4 SECTION
SCALE: 1/8" = 1'-0"

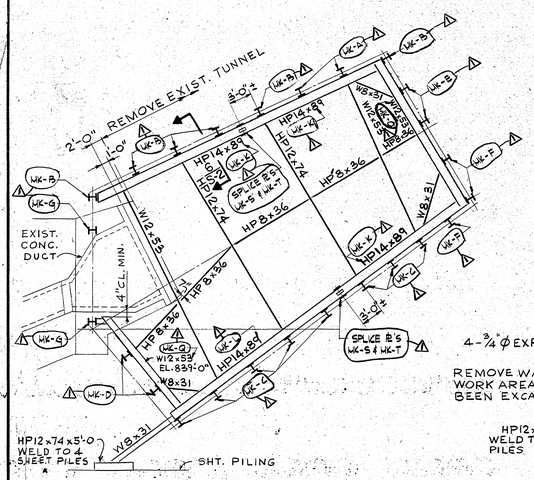

THIRD LEVEL BRACING
SCALE : 1/8" = 1'-0"

SEE SHEETING PLAN AT TOP LEVEL FOR SOLDIER PILE WK NUMBERS IN WORK AREA "A".

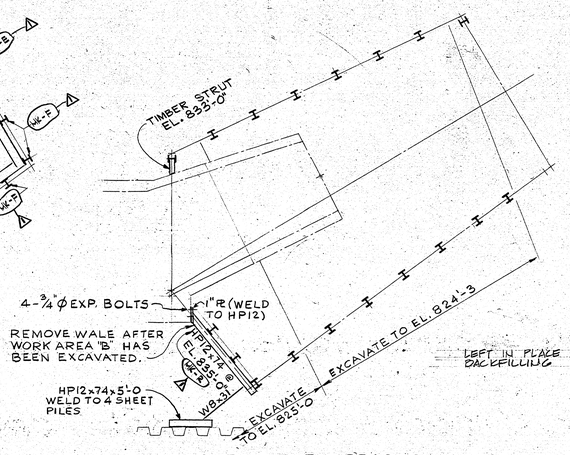

LOWER LEVEL BRACING
SCALE : 1/8" = 1'-0"

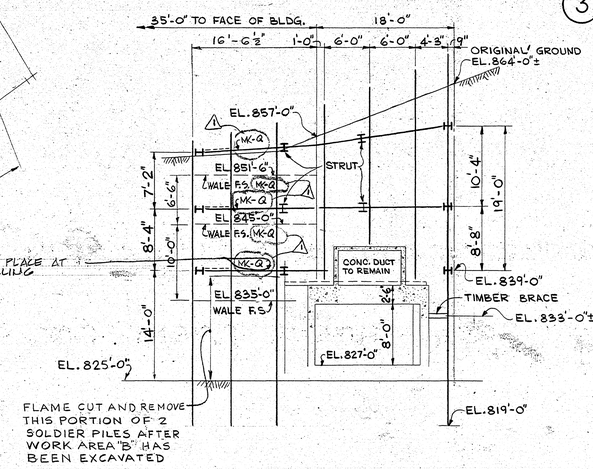

5 SECTION
SCALE : 1/8" = 1'-0"

NOTES:
1. SEE SPECIFICATIONS SECTION 23 FOR INSTALLATION PROCEDURE.
2. ALL STEEL SHOWN ON THIS DRAWING WILL BE FURNISHED BY OWNER EXCEPT FOR ANY REQUIRED SHIMS AND MISCELLANEOUS PLATES, WHICH ARE TO BE SUPPLIED BY CONTRACTOR.
3. THE COMPLETE INSTALLATION OF RETENTION SYSTEM IS TO BE BY CONTRACTOR INCLUDING ALL NECESSARY FIELD FABRICATION OF STEEL FURNISHED BY OWNER.
4. MARK NUMBERS INDICATED ON THIS DRAWING ARE FOR THE FOLLOWING, AND ARE PAINTED ON EACH MEMBER:
   SOLDIER PILES — ARE FABRICATED TO CORRECT LENGTHS.
   WALERS — ARE FABRICATED TO APPROXIMATE LENGTHS.
   WALER SPLICES — ARE FABRICATED TO CORRECT LENGTHS.
5. ALL OTHER ITEMS ARE FURNISHED IN RANDOM LENGTHS. THE MEMBER SIZES ARE PAINTED ON THE END

Lester B. Knight & Associates, Inc.
Architects · Engineers · Consultants
549 West Randolph Street
Chicago, Illinois
Telephone 346-2100

LBKA Inc.

This drawing in detail and design is our property and must not be copied unless authorized by us. All rights of design and invention are reserved

No	Date	Revisions	Authority
1	12/23/77	ADDENDUM #1	D.G.W.

CESR FACILITY MODIFICATIONS

CORNELL UNIVERSITY
ITHACA NEW YORK

Sheet Title
SHEETING — PLAN AND SECTIONS

Project No. 3790	Date 12-1-77
Drawn J.B., M.S.	
Checked U.N.	
Approved T.D.M.	
Job Captain D.G.W.	

Sheet No
S-1

CORNELL UNIVERSITY LIBRARY 3 1924 118 523 111