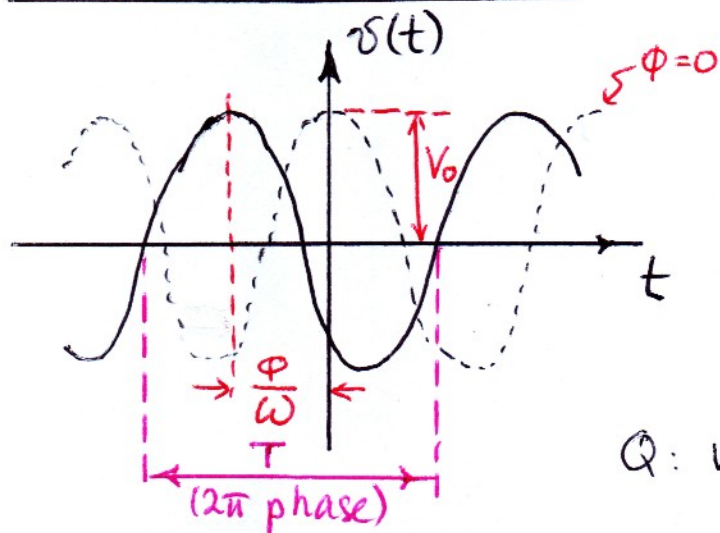


Lecture 7Linear AC circuits

$$\omega = 2\pi f \text{ ang. freq.}$$



$$v(t) = V_0 \cos(\omega t + \phi)$$

leading phase ϕ
 ("+" -ve)

Q: why study AC (sine) response?

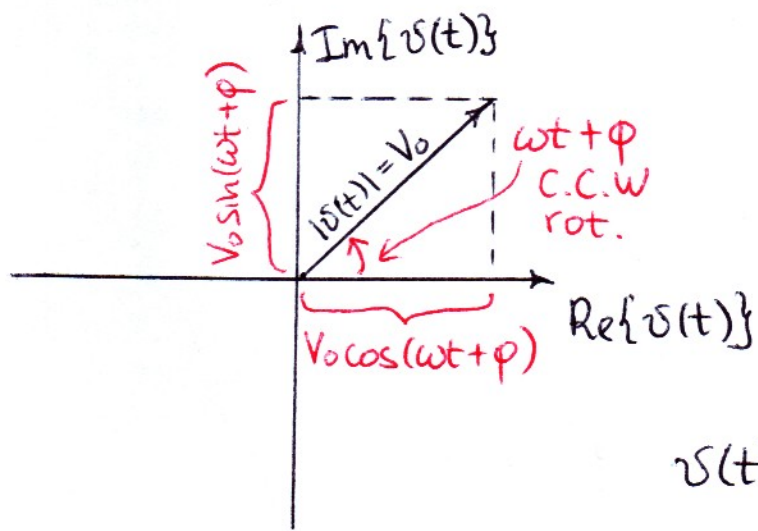
- 1) natural waveform of electr. utilities, easily produced (rotating generators), transported & manipulated

Q: if you have R, L, C network, what shape on input remains the same on the output?

- 2) sine input wave into a linear network remains a sine (+ phase shift) on the output
- 3) superposition: if response of a circuit is known @ all frequencies \Rightarrow can understand response to arbitrary waveform (through Fourier analysis)

Complex notation

- a way to avoid dealing with trig. identities



"phasor diagram"

Euler formula

$$e^{j\alpha} = \cos\alpha + i\sin\alpha$$

$$j^2 = -1 \quad (\text{can't use } i^2 = -1 \text{ b/c } i = \text{curr.})$$

$$v(t) = V_0 \cos(\omega t + \phi)$$

$$= \text{Re}\{V_0 e^{j(\omega t + \phi)}\}$$

Usually simply write
with $\text{Re}\{\}$ assumed
(no Im scope probe!)

$$v(t) = \underbrace{V_0}_{\text{magn.}} e^{j \underbrace{(\omega t + \phi)}_{\text{phase}}}$$

Time vs. freq. domain analysis

Time domain: $v(t), i(t)$ fcn. of time

KVL & KCL \Rightarrow differential eqn's

- Solve them. completely general

- but need initial conditions,
driving terms, ...

☹ difficult (except for a computer)

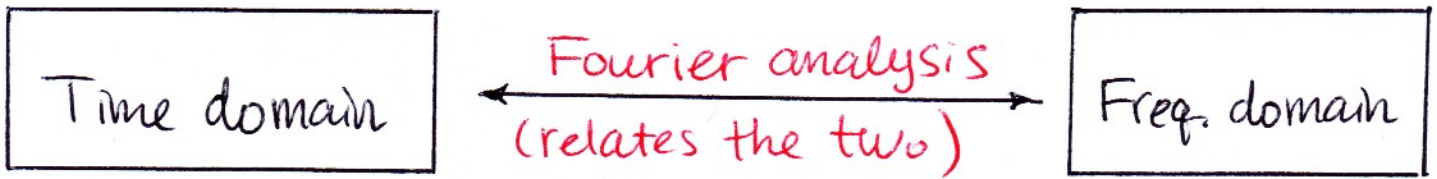
Freq. domain: $V(\omega), I(\omega)$ fcn of ω

$$\frac{d}{dt}(e^{j\omega t}) \rightarrow \times j\omega$$

$$\int e^{j\omega t} dt \rightarrow \times \frac{1}{j\omega}$$

KVC & KCL \Rightarrow algebraic eqn's
 much simpler to solve ☺

③



- two ways to look at the same situation
- Fourier analysis: superposition allows to decompose / combine periodic (arbitrary) wave into sum (integral) of harmonics (freq.)
 $t \leftrightarrow \omega$

Complex impedance

extends Ohm's law to AC circuits



$$V(\omega) = Z(\omega) I(\omega)$$

$$Z(\omega) = \frac{V(\omega)}{I(\omega)} = R + jX$$

reactance (Ω)
 no power diss.

admittance = generalized conductance (Ω), power dissipation

$$Y \equiv Z^{-1} = G + jB$$

conductance susceptance

Let $i(t) = I_0 e^{j\omega t}$, $v(t) = V_0 e^{j(\omega t + \phi)}$

$$Z(\omega) = \frac{v(t)}{i(t)} = \frac{V_0 e^{j(\omega t + \phi)}}{I_0 e^{j\omega t}} = \underbrace{\frac{V_0}{I_0}}_{\text{mag.}} e^{j\phi} = Z_0 e^{j\phi}$$

phase

Impedance can change both volt. magnitude & phase (4)

$$Z = R + jX = Z_0 e^{j\varphi}, \Rightarrow Z_0 = \sqrt{R^2 + X^2}$$

$$\varphi = \tan^{-1}\left(\frac{X}{R}\right)$$

Capacitance

$$\frac{dV}{dt} = \frac{i}{C} \quad \text{For steady state AC: } v(t) = V_0 e^{j\omega t}$$

$$\frac{dV}{dt} = j\omega \underbrace{V_0 e^{j\omega t}}_{v(t)} = \frac{i(t)}{C}, \Rightarrow i(t) = j\omega C \cdot v(t)$$

$$Z_C = \frac{v(t)}{i(t)} = \frac{1}{j\omega C}, \quad |Z_C| = \frac{1}{\omega C} = \begin{cases} \text{large for low freq.} \\ \text{small for high freq.} \end{cases}$$

$$\varphi_C = -\frac{\pi}{2}$$

voltage lags current by 90°

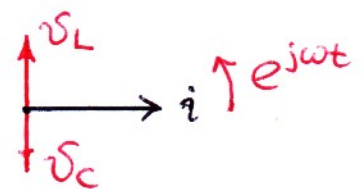
Inductance

$$v = L \frac{di}{dt} \quad \text{Let } i(t) = I_0 e^{j\omega t}, \Rightarrow v(t) = L j\omega \underbrace{I_0 e^{j\omega t}}_{i(t)}$$

$$Z_L = \frac{v(t)}{i(t)} = j\omega L, \quad |Z_L| = \omega L = \begin{cases} \text{small for low f} \\ \text{large for hi f.} \end{cases}$$

$$\varphi_L = \frac{\pi}{2}$$

voltage leads current by 90°



"ELI the ICE man"

	$\omega \rightarrow 0$ (dc)	$\omega \rightarrow \infty$ (e.g. sharp step)
Z_R	R	R
Z_L	short	open
Z_C	open	short